

CAVIRO



Where it all comes back.

This is the circle of the vine.

2

SUSTAINABILITY REPORT

2023

CAVIRO

CAVIRO working group

Sustainability Management

Silvia BANDINI - Marketing, CAVIRO Extra

Silvia BUZZI - HSE Manager, CAVIRO Extra

Sara PASCUCCI - Head of Communication, CAVIRO Group

We would like to thank all our colleagues who have collaborated during the phases of preparing and certifying this Sustainability Report.

Graphics project

cambiamenti.net


SUSTAINABILITY REPORT

2023



Contents

Letter from the President	6
• Manifesto	8
The Group	12
• Noteworthy events	14
• Materiality and SDGs	20
• Investments	25
1. Governance	28
• Organisational Model	30
• Economic and financial performance	32
• Market	36
• Membership base	38
• Mutualistic purpose	39
• Supply chain sustainability	40
• The 1% chance	44
2. Environment	46
• A neverending organic cycle	48
• Water	50
• Earth	52
• Air	54
• Fire	58
3. Company	60
• The value of our employees	62
• Cyber security	66
• Training	68
• Health and safety	68
• Certifications	69
• The value of our suppliers	72
• The value of our consumers	73
• The value of the community and the territory	74
Methodological note	76
• Compliance with the GRI	80
• GRI Content Index	102
• Independent auditors' report	109



Today it is crucial to aim for a concrete ecological transition, sustainability based on balance between humans and nature

We have just left behind a difficult year that forced us to work hard to manage a series of emergencies. The fire that broke out at the CAVIRO Extra site in Faenza and the heavy flooding that hit Romagna required extraordinary effort from our Group, and we yet again managed to react quickly, mapping out a recovery process.

In order to best face these difficult circumstances, we continue to travel the road of flexibility and innovation. With confidence, we have reviewed our organisation and entrusted its management to a new management structure. At the heart of this new journey, as is always the case in the story of the CAVIRO cooperative, is the distribution of value to our stakeholders, and first of all our members.

Our strategy is based on three main assets: economic and social sustainability, constant innovation and reduced environmental impact. In fact, today more than ever, it is crucial to aim towards a pragmatic, realistic ecological transition that is not extremist. The main actors in this process must still be farmers, who have always been the true environmentalists, as guardians of the earth they work and the fruits they produce. This is the only way we will be able to create concrete sustainability, based on balance between humans and nature.

However, it is up to us, as a reference organisation - due to our size, but above all the extent of the supply chain we represent - to spread urgently needed best practices to limit the damage caused by climate change. Our sense of responsibility pushes us to work to trigger a positive change, and this is why we have decided to report on our *carbon assessment*, the first step needed to define strategies for decarbonising the planet.

The President
Carlo Dalmonte



CAVIRO MANIFESTO


The 2022 Sustainability Report presented our new Group Manifesto - The circle of the vine - which summarises the cooperative's model for perfect circularity. An image of our identity, designed specifically to cohesively represent CAVIRO'S foundational elements, starting with the very smallest, the grape.

In the 2023 edition, the Manifesto has been reinterpreted to show the Group's commitment to our carbon footprint and the *carbon assessment* process implemented on all our sites.

CAVIRO

This is the circle of the vine.

A continuously evolving circular economy model,
founded on a small thing,
as small as a grape, but of inestimable **value**:
thanks to grapes cultivated with great passion by over **11,000 winemakers**,
come to life our wines as expression of the Italian territory,
and also noble products, renewable energy and nutrients for the earth,
as part of a truly
**virtuous cycle
of regeneration.**



Because when it comes to waste and emissions, our **vision** is aiming to zero, to give back to the earth as much as we have borrowed from it.

It is a true commitment that we dare to renew every single day, a commitment to people, the entire supply chain, and the planet.

Without ever forgetting that for us, at Caviro, when it comes to sustainability, **our goal is always setting a new one:**

**this is the circle of the vine,
where it all comes back.**

www.caviro.com







CAVIRO, founded in 1966, is an agricultural cooperative made up of 28 members (including 26 cooperative wineries), with around 11,100 growers located in 7 regions of Italy (Veneto, Emilia-Romagna, Tuscany, Marche, Abruzzo, Apulia and Sicily), for a total of 37,500 hectares of vineyard. Our grape production over the last year exceeded 600,000 tonnes (around 8.5% of the grapes in Italy), with total sales of 175 million litres of wine. The CAVIRO Group exports a full range of Italian wines, able to satisfy all types of consumers, along with premium products created by enhancing the waste from winemaking, to 87 countries around the world.



EXPORTS TO

87 COUNTRIES

AROUND THE WORLD





Noteworthy events



CAVIRO FLIES TO TOKYO TO DEVELOP THE SUSTAINABLE WINE MARKET

In 2023, we renewed the long-standing collaboration between the Caviro GROUP and Suntory, the global leader in the distribution of alcoholic beverages. The cooperative and the Japanese giant have signed a new agreement, lasting five years, which is centred around common sustainability goals. The partnership was signed in Tokyo on the 9th March 2023, by Caviro's PRESIDENT Carlo Dalmonte and the President of Suntory's Wine Division, Keiko Yoshio.

The goal of the partnership is to develop the sustainable wine market, in Japan and around the world. The two companies will strengthen communication and exchange know-how and expertise in order to develop sustainable initiatives and new products for the future.

CAVIRO BOOK

From the vineyard to the vineyard: this is the name given to CAVIRO'S journey, which, starting from the earth, the fields and rural wisdom, has brought to life a development model that is integrated with the environment and the communities that take part in it. For this special tale, we chose a circular narrative: page after page, it brings to life the territory, wine, by-products and energy, revisiting the past through the words and testimonies of those who were present for the fundamental milestones of CAVIRO'S growth. Thanks to the recovery of this historical memory, the sharing and collaboration of past and present employees, members and managers, it was possible to retrace the steps that brought the Group to what it represents today.



In questo spazio, i momenti del lavoro dei suoi viticoltori. Gli esordi di Carlo supportano le carriere sociali per realizzare e registrare con successo le qualità del vino.

On their page, moments of their labor. Carlo's early support the careers of his social workers to realize and register the quality of the wine.



LA EVOLUZIONE DEL BIRRA / THE CRAFTS REVOLUTION 107

TAVERNELLO ON EVERYONE'S LIPS FOR 40 YEARS

It was 1983 when CAVIRO introduced **Tavernello** to the market: the first wine in a carton on the planet, and a product destined to revolutionise how we understand wine around the world forever. 40 years have passed since that historic date, and Tavernello is still the most drunk wine in Italy, and one of the most well-known and extensively exported brands, as well as being a point of reference in the national wine market.

The Group chose to celebrate this important anniversary with diverse activities and content, to convey to consumers and stakeholders the value of a brand that symbolises Italian culture and tradition.

SPECIAL EDITION RESTYLE AT VINITALY

On the occasion of Vinitaly 2023, the Group presented its historical brand with a new look: the special *40 years together* edition, designed by the Robilant agency, a true manifesto that tells the story of the first 40 years of one of the most popular wines ever. This restyle involved both the carton line and the bottled line, and they were presented at a dedicated stand during the trade fair.

VALUES AND ENTERTAINMENT IN THE MEDIA

The new TV campaign to introduce the public to *The whole world around Tavernello* has gone on air.

In collaboration with the Lorenzo Marini agency, a message has been developed that aims to present CAVIRO'S circular process through the involvement of its wineries and members.

The campaign reiterates its visual message through the track *Tutto un mondo intorno*, a hit by Italian group Matia Bazar, which is used in its original version.

This track illustrates CAVIRO'S production expertise, highlighting the fact that behind the success of Tavernello is people's work, respect for human values and the earth, and a sustainability programme linked to the circular economy that has been promoted for many years.

Engagement activities have been developed for social media channels, with the aim of working on brand reputation for a younger audience: creating limited edition merchandise (t-shirts, caps, tote bags) with the Tavernello logo, added to the brand's Amazon Store.

TAVERNELLO FOR THE TERRITORY

Again for the 40th anniversary, we held our *Forty Party on the 7th September*: CAVIRO opened its doors to the public, and welcomed many visitors from all over Romagna. As well as tastings, we organised tours around the Winery. In the outdoor area, an illustrated exhibit was set up, retracing the main milestones from the birth to the evolution of the brand, and the entire surrounding space was decorated with images, multimedia videos and content in line with the direct, universal tone of Tavernello.



TAVERNELLO

Il vino più bevuto d'Italia, da 40 anni sulla bocca di tutti.

CANTINE CAVIRO



NEW IMAGE FOR CAVIRO EXTRA

The new image for CAVIRO Extra includes four conceptual icons, one for each Business Unit, which aim to express their respective potential for innovation.

The square symbol for Extra's **Alcohols** BU indicates production capacity.

The triangle for Extra's **Musts and Extracts** BU represents a stylised form of two states of the material: liquid and solid.

For Extra's **Tartaric** BU, the symbol is an abstraction of the bond in the formula for tartaric acid, while Extra's **Eco-Energy** BU is represented by a plus sign, indicating the great value of renewable energy generation.

The choice of colours is inspired by the recent mural created at the CAVIRO Extra site.

MURAL

With an overall length of 50 metres, the mural was created on the CAVIRO Extra site by Cristiano Marchetti, known in the art world as Kry, in collaboration with Alberto Manservigi, and is visible to guests at the Office Building and the Caviroteca Faentina.

The play of shapes and colours represents the regeneration of materials that takes place at CAVIRO Extra: the transformation of waste from the winemaking and agri-food production chains into premium products and energy. This also informed the choice to use abstract shapes inspired by the natural world, such as leaves and birds, and the world of mechanics and circularity, such as circles.

C'UVÉ - WINES AND RELATED PRODUCTS, THE NEW WINE SHOP CREATED BY CAVIRO WINERIES

C'Uvé - Wines and Related Products is the name chosen by CAVIRO for its first shop for display, sales and tasting, opened in Forlì, in Viale Risorgimento 105, in October 2022. A space where it is possible to purchase the many products from the Romagna Group, but also a place for tastings, experiences and socialising in the heart of one of the most important cities for the company's business. *C'Uvé* is founded on the desire to create a place that represents the CAVIRO Group, where it is possible to find a wide selection of the best-known Italian wines - and much more - run by CAVIRO Wineries.

A new point of reference in the region, part wine shop and part tasting location.



Extra Alcohols
ethanol of agricultural origin




Extra Musts and Extracts
grape must and juice,
grape pips, oenocyanin



Extra Tartaric
natural tartaric acid



Extra Eco-Energy
purification, renewable energy,
natural fertilisers



CAVIRO's actions and the Sustainable Development Goals (SDGs)

The CAVIRO Group carries out concrete, tangible action on 10 Sustainable Development Goals (SDGs) through wide-reaching initiatives and projects, monitoring the material issues that the company and its stakeholders are most concerned about.





Materiality assessment

The survey, performed on a sample of around 1,100 stakeholders, including members, employees, customers, suppliers, local institutions, banks, research institutions and universities, allowed us to identify the social, economic and environmental sustainability issues perceived as most strategically important. The CAVIRO Group has concentrated its efforts on these issues, developing initiatives and projects whose results are presented in the relevant sections of this report.



MATERIAL ISSUE

ACTION CRITERIA

INITIATIVES

UN AGENDA SDGs

GOVERNANCE

SUSTAINABILITY STRATEGIES AND BUSINESS CONTINUITY

Developing and focusing the defined strategy

Implementing the goals defined in the three-year period 22/23 - 23/24 - 24/25:

- Sustainability in the vineyard
- Development and strengthening of skills through education and training
- Business continuity Training and communication
- Integration of the sustainability plan into the business plan
- *Carbon assessment* and strategies for decarbonisation



ETHICS AND INTEGRITY

Code of Ethics, Organisational Model and Supervisory Body

Tools that allow us to monitor and evaluate the adherence of the organisation's activities to the principles set out



ANTI-CORRUPTION

Code of Ethics, Organisational Model and Supervisory Body

Legal protection activities for risk prevention



ECONOMY

POSITIVE IMPACT ON THE TERRITORY

Actions to benefit the community

There are numerous activities in support of the region and the community, including: IOR, Faenza International Museum of Ceramics, Diabetes Marathon, Forlì Buon Vivere Festival



WEALTH GENERATED AND DISTRIBUTED

Improving economic performance

The Group has reported satisfying results, with a revenue of 423 million EUR, and an EBITDA of 33 million EUR. The company management has agreed to generate and distribute value equal to 404 million EUR



VALUE CHAIN

Greater integration in the supply chain

Active concrete projects for the reduction of empty km and optimisation of logistics:

- round trip
- at auction



INTERNATIONAL PRESENCE

Strengthening of the company's international character, increasing the presence or sales of products abroad

International revenue was 143 million EUR, or 34% of the Group's revenue, with our products reaching over 80 countries around the world



ENVIRONMENT

CIRCULARITY OF THE PRODUCTION CYCLE

Enhancement of by-products and waste from agri-food supply chains to guarantee their complete use

The Group's activity is highly focused on the recovery of every stream of production; the Faenza site, in particular, has plant equipment and expertise that allows them to maximise the recovery of waste from the winemaking (and general agri-food) industry, transforming it into premium products, energy and natural fertilisers.



SUSTAINABLE MANAGEMENT OF NATURAL RESOURCES

Adoption of practices for the management of natural resources to avoid waste and reduce the environmental impact

We have many concrete initiatives to protect natural resources:

- Reduction in pumping from aquifers and reuse of process water after appropriate treatment
- Increasing renewable energy production through the installation of photovoltaic systems
- Developing new formulations for natural fertilisers produced from winemaking and agri-food waste
- *Carbon assessment* and implementation of decarbonisation strategies
- Percentage of recycled materials used in our wine packaging: 62%



ENERGY EFFICIENCY

Capacity to increase the performance of facilities and systems, using less energy or renewable sources

Streamlining of facilities and production planning with the aim of reducing energy consumption.
Installation of photovoltaic systems.



MATERIAL ISSUE**ACTION CRITERIA****INITIATIVES****UN AGENDA SDGs****COMPANY****CONSUMER PROTECTION**

Initiatives, analyses and controls that guarantee the health and safety of consumers

Food safety is guaranteed by the many quality controls performed on our products, which are approaching one million tests, protecting consumer health. Added to this are information campaigns on responsible, conscious consumption through digital communication initiatives on products and brands.

**LOCAL WINEMAKING**

Support for the winemaking community (guarantee of profitability and continuity in farming operations etc.)

Sector innovations:

- Experimental evaluation of resistant vine varieties and the use of ties and shelters made from biodegradable plastic
- Collaborations with the "Persolino Strocchi" Professional Agrarian Institute in Faenza and the "Scarabelli Ghini" Technical Agrarian and Chemistry Institute in Imola, with teaching support and experiments in the field

**TRAINING**

Training and development of employees

Complete: raising awareness on the topic of sustainability through the Lifegate platform.
In progress: a three-year project titled *Cyber security*, involving centralised training on the topic of information security.



Investments

24.2
million euro

15.9 million euros B2C

8.3 million euros B2B

 **+ 5%**

compared to
the previous year

of which
61%
equal to 14.7 million euros

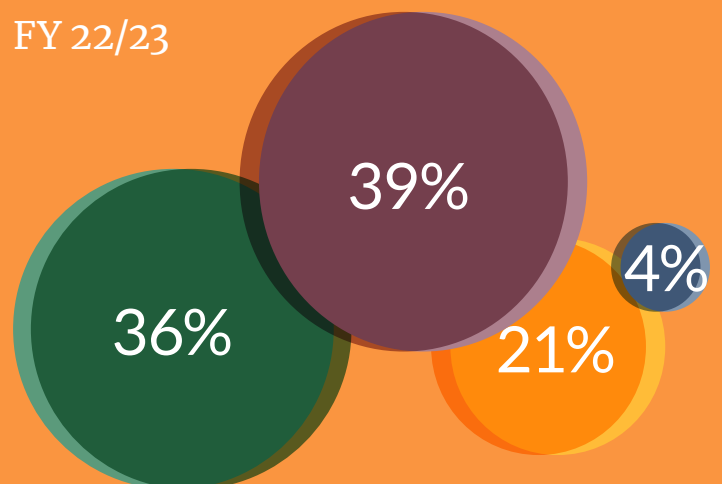
in the
ESG area

Our investment items have been classified according to ESG criteria, as established in EU Regulation 2020/852 - European Taxonomy, launching a process to integrate the business plan and the sustainability plan.

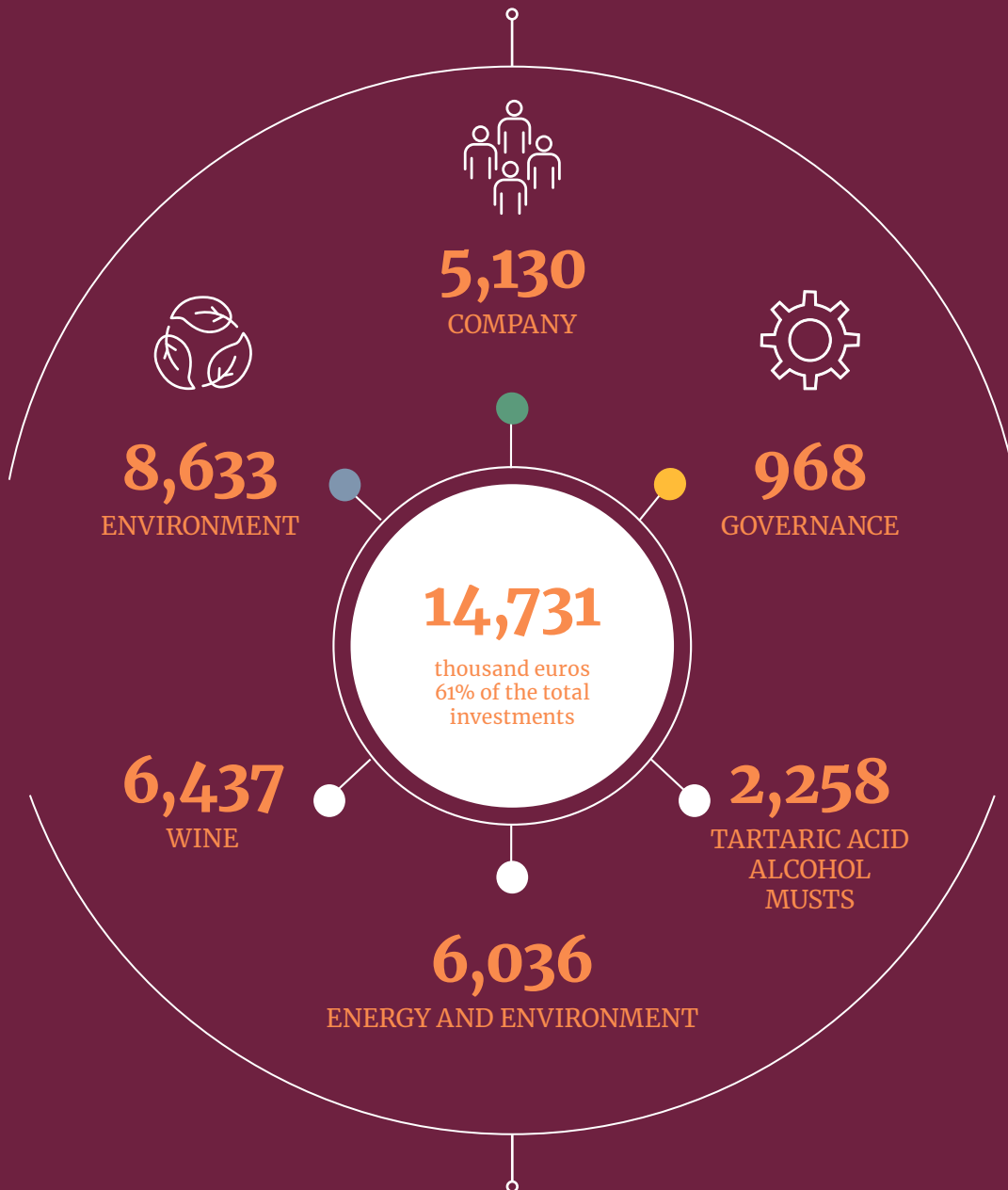
FY 22/23

Division of investments by cluster

- Environment ●
- Governance ●
- Company ●
- Non-ESG investments ●



Sub-division of investments by ESG CLUSTER



Sub-division of investments by Business Unit

Interventions on the Wine Business Unit (BU) are primarily connected to the expansion of production capacity, with investments in technology that aim to reduce environmental impact and improve the protection of product quality. For the Energy and Environment sector and the Alcohol - Musts - Tartaric Acid BUs, the main interventions have involved technological systems and machinery to strengthen the circular economy model and the decarbonisation process.

Investments made in the ESG area make up 41% of those in the B2C sector, and 100% of those in the B2B sector.

Ranking of ESG Investments

€/000



3,971 **QUALITY AND FOOD SAFETY**

Improvements in the wine management process, with a particular focus on filtration and controls for storage temperatures.



3,800 **TRANSITION TO A CIRCULAR ECONOMY**

ACFA composting plant (Composted Fertiliser from Agri-food Industry Waste) to enhance agro-industrial waste.



2,645 **CARBON NEUTRAL**

Photovoltaic system, improvements to the renewable thermal power plant, an advanced biomethane liquefaction plant.



1,676 **MITIGATION OF CLIMATE CHANGE**

Agrivoltaic plant and cogeneration plant.



968 **RISK MANAGEMENT**

Primarily intangible assets for prevention and the improvement of management and processes.



960 **HEALTH AND SAFETY**

Voluntary and mandatory investments.



347 **PREVENTION AND REDUCTION OF POLLUTION**

Voluntary and mandatory investments.



158 **GREEN REPUTATION**

New websites and restyle of work areas.



148 **SUSTAINABLE WATER USE**

Interventions on sewage networks, installation of measuring instruments, pilot water recovery systems.



40 **WELFARE**

Improvements to work environments.



18 **ADAPTATION TO CLIMATE CHANGE**

Interventions on the fruit rooms.



1

Governance

"We believe that the road we have chosen responds to the current needs of the Group and the market, and is consistent with a logic of promoting skills acquired and internal resources. The new appointments guarantee continuity, and are guided by knowledge of company mechanisms and a deep understanding of the complex business of our Group."

Carlo Dalmonte
President of the CAVIRO GROUP

Organisational Model

From the 1st September 2023, the CAVIRO Group has adopted a **new organisational structure** that redefines the decision-making powers of the top management in each company.

CAVIRO sca's Board of Directors has granted powers to **three General Managers: Fabio Baldazzi, Giampaolo Bassetti and Valentino Tonini**. Each of them has been given the role of General Manager of the Group.

As General Managers, all three have joint, shared responsibility for the performance of CAVIRO sca and the Group, with specific appointments for the direction and organisation of their individual areas of expertise: Fabio Baldazzi for the B2B area, Giampaolo Bassetti for the B2C area, and Valentino Tonini for the Central Functions area.

In accordance with the organisational chart, employees in these different areas report to the above-mentioned roles.

Outside the scope of CAVIRO sca, Fabio Baldazzi and Giampaolo Bassetti have also been assigned other specific roles: Baldazzi, as the manager of the entire B2B area, has also been appointed as CEO of CAVIRO Extra spa, while Bassetti, as the manager of the entire B2C area, has also been appointed as CEO of Gerardo Cesari spa and Leonardo da Vinci spa.



Economic-financial performance

GROUP TURNOVER (€/000)

FY 22/23	423,099	+ 1.4%
FY 21/ 22	417,446	

TURNOVER BY STRATEGIC BUSINESS UNIT (€/000)

	B2C BU		B2B BU	
FY 22/23	265,239	+ 3.4%	157,860	- 1.9%
FY 21/ 22	256,601		160,845	

The Group's turnover has increased by around 2.5%, mainly thanks to the performance of the Wine BU (B2C) and the Musts and Tartaric Acid BU (B2B). This growth has been partially balanced out by a downturn in the Energy and Environment BU (B2B), partly impacted by the extraordinary events of May 2023, which caused a production shutdown for around 40 days.

GROUP EBITDA (€/000)

FY 22/23	33,226	-8.3%
FY 21/ 22	36,215	

EBITDA BY STRATEGIC BUSINESS UNIT (€/000)

	B2C BU		B2B BU	
FY 22/23	1,616	> 110%	31,610	- 11.8%
FY 21/ 22	375		35,841	

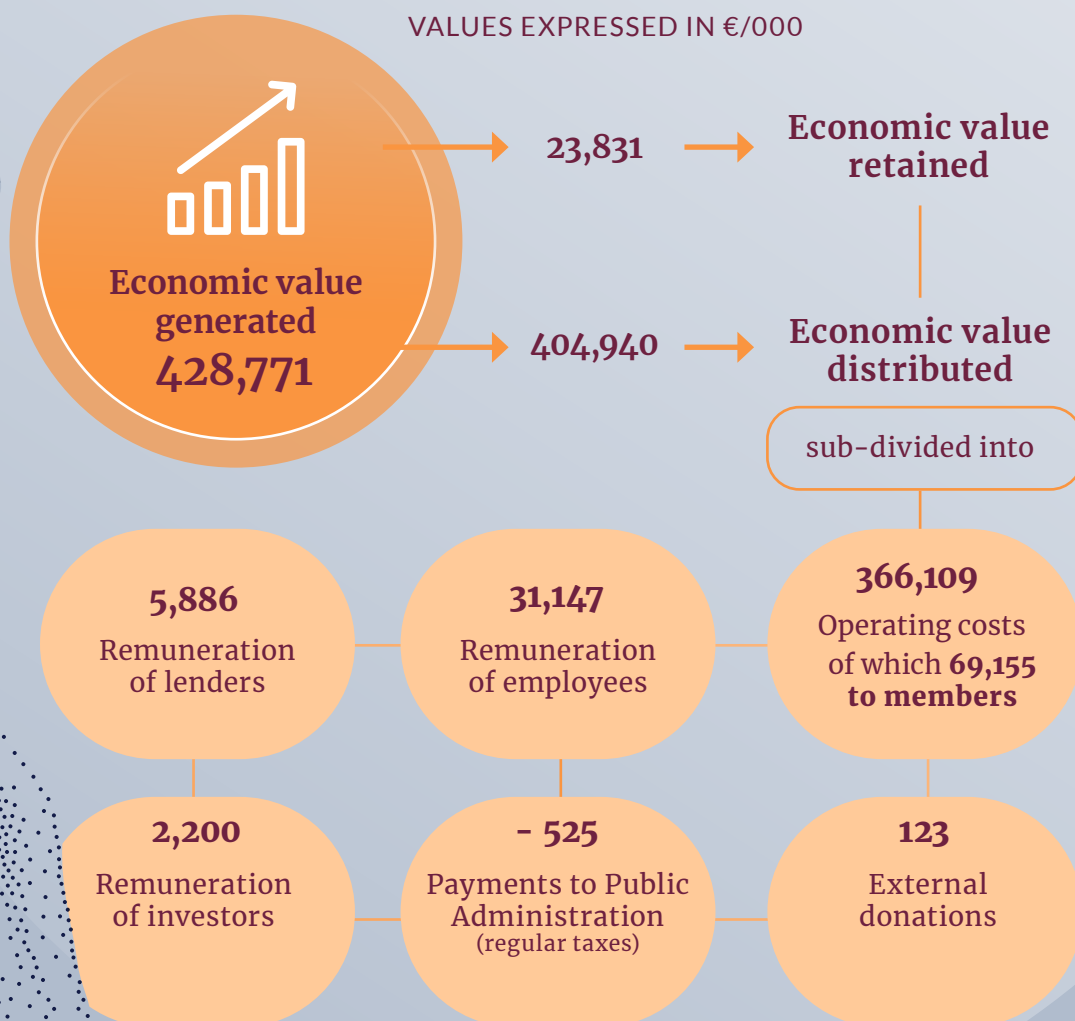
The EBITDA has dropped from 36 million EUR to 33 million EUR, a reduction of 8% compared to the previous year, as a consequence of various factors:

- lower subsidies on energy produced from renewable sources
- an increase in service costs, in particular the Large-Scale Distribution channel and energy costs
- an increase in personnel costs

Value generated and distributed

The determination of added value, understood as the economic growth produced by the CAVIRO Group's activities and distributed to the main categories of stakeholders, allows us to connect economic aspects of management to social areas.

VALUES EXPRESSED IN €/000



OPERATIONAL CASH FLOW (€/000)


FY 22/23

24,788

FY 21/ 22

4,481



From a financial standpoint, the Group has generated operational cash flows of around 25 million EUR, which are able to cover the flows from investment management, equal to around 24 million EUR, and establishing an NFP of 74.3 million EUR, substantially in line with the previous year (73.8 million EUR).





Market

Our turnover has increased by 5.7 million EUR compared to the previous financial year, amounting to 423 million EUR. In particular, we have recorded a 3.4% increase in the Wine sector, despite the extraordinary events of May 2023 (flood and fire), and a minimal downturn in the Extra Wine sector, equal to 1.8%.

GROUP (€/000)	FY 22/23	Inc%		GROUP (€/000)	FY 22/23	Inc%
WINE	265,239	63%		ITALY	280,022	66%
ALCOHOL, MUSTS AND TARTARIC ACID	103,479	24%		ABROAD	143,079	34%
ENERGY AND ENVIRONMENT	54,383	13%				

TOTAL **423 million EUR**

 **+16% ABROAD**

EXPORTS TO **87 countries**

TOP 5 MARKETS

- UK
- USA
- DE
- CH
- FR

B2C WORLD
wine sector in Italy and abroad



+7.5% IN EXPORTS

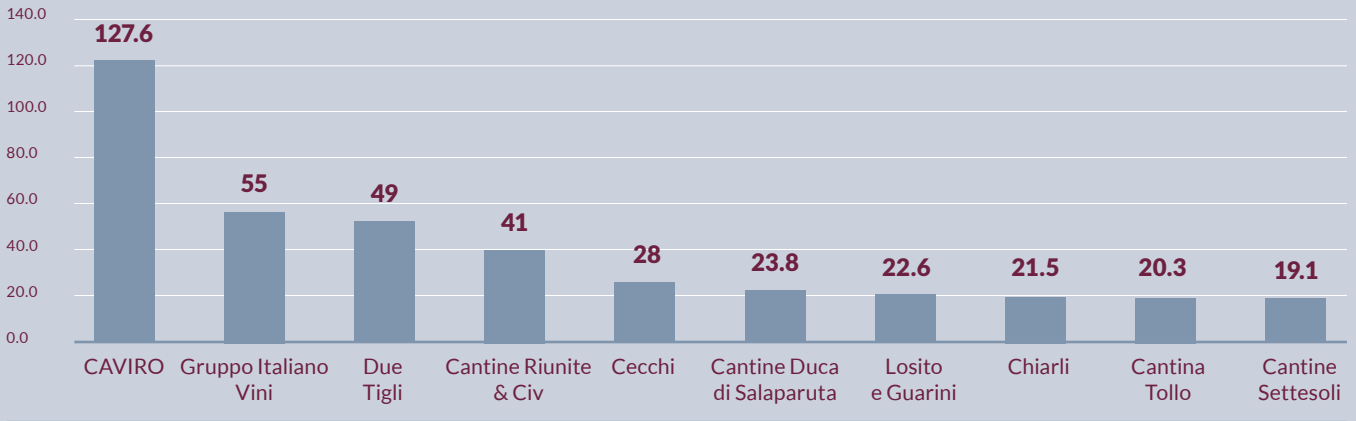
- 42% UK
- 12% USA
- 8% DE
- 6% CH
- 5% FR
- 4% CAN
- 3% JP
- 2% CN
- 18% OTHER

B2C (€/000)	FY 22/23	Inc%
ITALY	162,172	61%
ABROAD	103,067	39%
TOTAL	265,239	



TOP 10 PRODUCERS  **LARGE-SCALE DISTRIBUTION SECTOR FOR WINE**

AS OF 31ST AUGUST 2023 (Source: IRI)



B2B WORLD
Extra Wine sector in Italy and abroad

-  CH
-  DE
-  FR
-  USA
-  ES

+45% IN EXPORTS

B2B (€/000)	FY 22/23	Inc%
ITALY	117,850	75%
ABROAD	40,012	25%



30% **12%** **23%** **35%** ← **TOTAL 157,862**

Membership base

This is made up of 28 members - including 26 contributing wineries, one funding member (Fondosviluppo Spa, a mutual fund for the promotion and development of cooperation with Confcooperative), and a cooperative not specialised in wine production.



Mutualistic purpose

11,100
VINE
GROWERS

37,500
hectares of vineyard
belonging to the
membership base

633,000
tonnes
of grapes produced
8.5%
of the national
total

3.4
hectares per
estate

57
tonnes of grape
transformed
per estate

CAVIRO sca sources raw materials - wine, lees and pomace - primarily from its membership base, through *contributions* that are the object of mutual exchange.



**WINE, LEES AND
POMACE CONTRIBUTED
BY MEMBERS: 81%**

213,796 t
69,155,304 €



**WINE PURCHASED
FROM THE
MARKET: 19%**

51,347 t
34,086,314 €

AVERAGE VALUE OF LIQUIDATION

> 7%

compared to market prices

SETTLEMENT PRICE 2022 HARVEST

DELTA LIQUIDATION VS MARKET

• FF Romagna White Wine 10.5°	4.30	2%
• FF Trebbiano Rubicone I.G.P. 11°	4.40	2%
• FF Trebbiano Rubicone I.G.P. 12°	4.40	2%
• Fiore Trebbiano Rubicone I.G.P. 11°	3.90	9%
• Pinot Grigio delle Venezie D.O.P.	8.00	-6%
• Pinot Grigio Rubicone I.G.P.	6.80	0%
• Fiore Romagna White Wine 10.5°	3.90	11%
• FF Sicily White Wine	3.70	5%
• Sangiovese Rubicone I.G.P. Rosé	5.50	0%
• FF Romagna Rosé Wine	4.30	5%
• FF Sicily Rosé Wine	3.70	16%
Abruzzo Red Wine	3.80	15%
Select Romagna Red Wine	4.20	27%
Romagna Red Wine	4.00	17%
Select Sangiovese Rubicone I.G.P.	5.50	4%
RRR Emilia Red Wine	5.40	-7%
Sangiovese Rubicone I.G.P. 12°	5.70	4%
Lambrusco Emilia I.G.P. Red	4.00	-3%
Merlot d'Italia varietal 12°	4.30	8%
Sangiovese Rubicone I.G.P. Appassimento	13.10	0%

Source: Average prices from the Corriere Vitivinicolo, Territorial Chambers of Commerce, and average sale prices from the free market provided by CAVIRO's enology service, weighted by volumes traded during the year in question.



Supply chain sustainability

The growers who form CAVIRO'S supply chain are true custodians of knowledge on vineyard care. Their connection with the earth, where everything begins, has been passed down through the centuries, constantly balancing the protection of biodiversity and sustainability of work.

The Group's activities are then developed throughout the value chain, and gain their strength from our connection with our member producers. The transition taking place requires us not to let our guard down, and even to increase how much we are already doing and how much we must do, in order to face today's changes and challenges.

This is why CAVIRO, along with our member wineries and the entire supply chain, wants to offer a further contribution to supporting and spreading sustainability practices. With commitment and widespread communication, in a story that embraces all of Italy, from north to south.



EMILIA-ROMAGNA

Romagna AGRINTESA

Further investments have been made to renovate and increase our system of solar panels for energy production. Solar energy contributes to the energy requirements of the wineries in Faenza, Cotignola and Russi, with an approximate annual production of 1,300,000 kW.

Considering the investments also made for some of the largest fruit and vegetable facilities, we expect to reach a level of energy self-production of 10 GWh/year - 30% of our overall needs - with a reduction in carbon dioxide emissions of over 5,000 t.



Romagna CANTINA DI FORLÌ PREDAPPIO

In recent years, extensive technological investments have been made with the aim of reducing energy consumption, and in 2023, the winery invested in green energy by installing solar panels, which will allow for energy self-sufficiency for the majority of the year.

A process is also underway to receive a Sustainable Winery certification.



Emilia EMILIA WINE

Respect for the culture of the region has been combined with respect for the environment, thanks to the production of clean energy and the definition of protocols for integrated grape cultivation, which aim to preserve the heritage of native local varieties. All members follow the National Quality System for Integrated Production (SQNPI) and the procedural guidelines for organic grapes. The goal is to provide safety guarantees at all phases of the supply chain by maintaining the FSSC 22000 certification.





ABRUZZO

CANTINA FRENTANA CANTINA TOLLO

Equalitas Standard with Sustainable Winery certification: this standard, which is based on three pillars, confirms our attention to environmental best practices and certifies the company's commitment to reaching socio-environmental sustainability, economic sustainability and social sustainability in the wine supply chain, with the goal - for wineries - of focusing increasingly on the common good.





PUGLIA



CANTINA SAN DONACI

Rigorous controls on the production chain to guarantee the highest quality and food safety standards. The BRC Global Standard for Food Safety and IFS International Food Standard quality certifications have been obtained, with the goals of guaranteeing the safety of products throughout the production chain, prompt risk management, increased customer satisfaction and consumer protection.



SICILY



CANTINE EUROPA

The level of sustainability of activities has been measured through the SI Rating tool, which has provided a result of 77% for the environmental management system used. The most significant actions regard photovoltaic energy, with four systems for the production of green, renewable energy, 100% recycled fibres in packaging, and 90% recycled Italian glass. The winery is equipped with a cutting-edge purification plant.

THE 1% CHANCE

The final goal is always the next one

In 2023, the Group has been a mouthpiece for a values-based campaign with the title *THE 1% CHANCE*, published on all major channels and via the press, where the drive for improvement and progress presents projects for delivering the planet into the hands of the generations to come: because there is always another 1% to be achieved!

Speaking about our drive for innovation means being constantly committed to the search for solutions that are able to guide the Group towards the future, without allowing ourselves to be held back by challenges and adversity. This drive has always distinguished CAVIRO's operations, but in a year like the one that has just ended, it has been even stronger.

On the 8th May, CAVIRO Extra was affected by a huge fire that broke out on the Faenza site, originating in the alcohol tank farm. Despite the gravity of the event, nobody sustained even minor injuries. Safety is the priority, and we would like to thank the CAVIRO staff, the authorities and the Fire Service involved for their prompt reaction in such a difficult moment.

Not giving up when faced with critical situations means evolving, and this is how the Group reacted, finding opportunity in adversity and redesigning the Faenza site - looking to the future in order to be ready for the challenges the market will set.

The second event this year that Romagna will not forget was the flood of the 16th May. The area was profoundly affected by the rivers breaking their banks, with a direct or indirect impact on all the companies operating there. The Group's sites were not directly hit by the floods, but around fifty employees suffered damage to their homes or cars, and were offered support from the company through paid time off and fundraising.





2

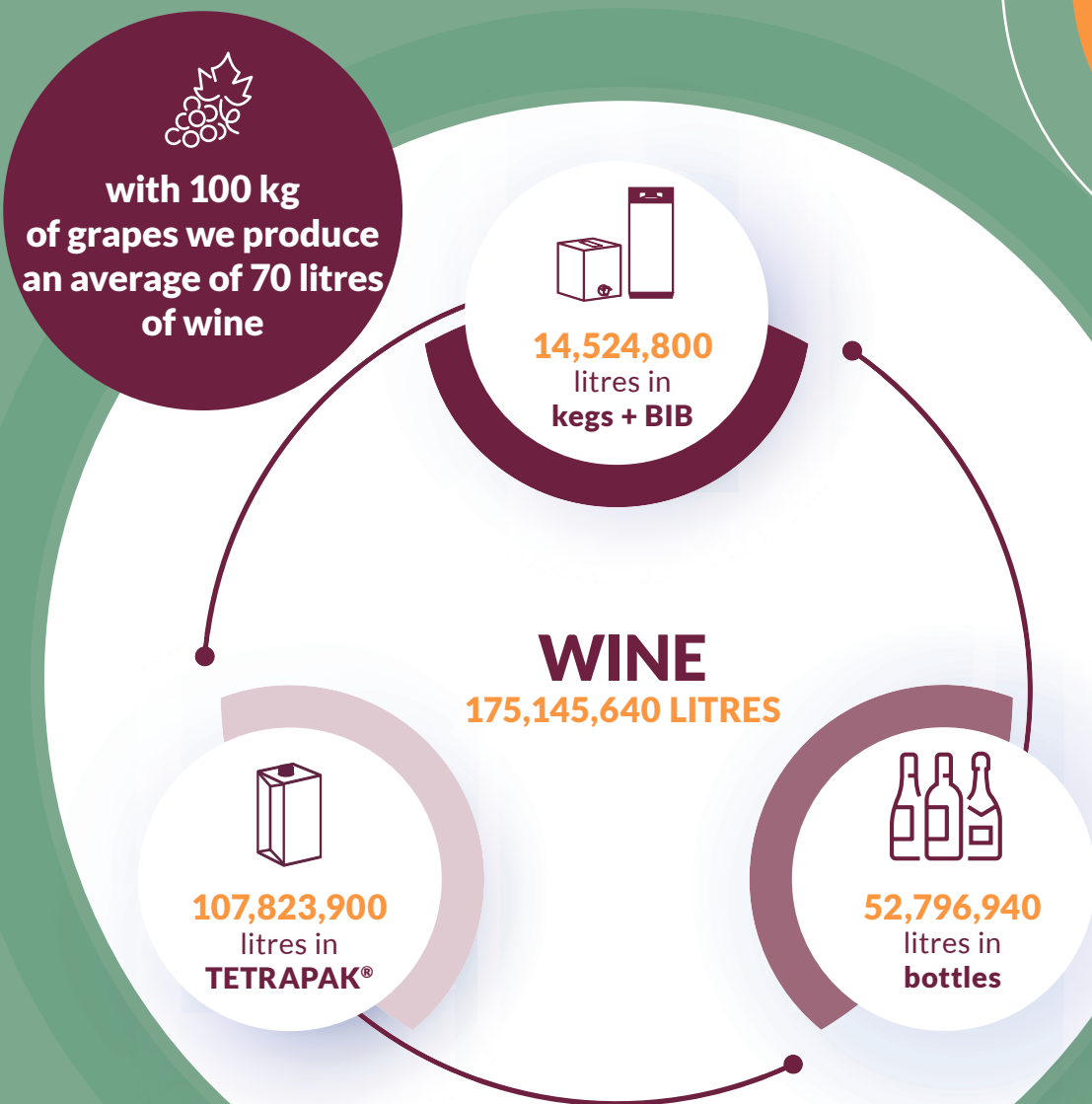
Environment



It is the place where we live, the place that houses people, animals and plants.
The environment is everything we see around us, all the nature that surrounds us.
The environment is Water, Earth, Air and Fire.

A NEVERENDING ORGANIC CYCLE

The organic cycle of the grape is perfect by nature. This perfection is possible through the extraordinarily circular use of every residue from the winemaking process, in a harmonious evolution of processing phases in which the waste from one becomes a resource for the next, until everything is used.



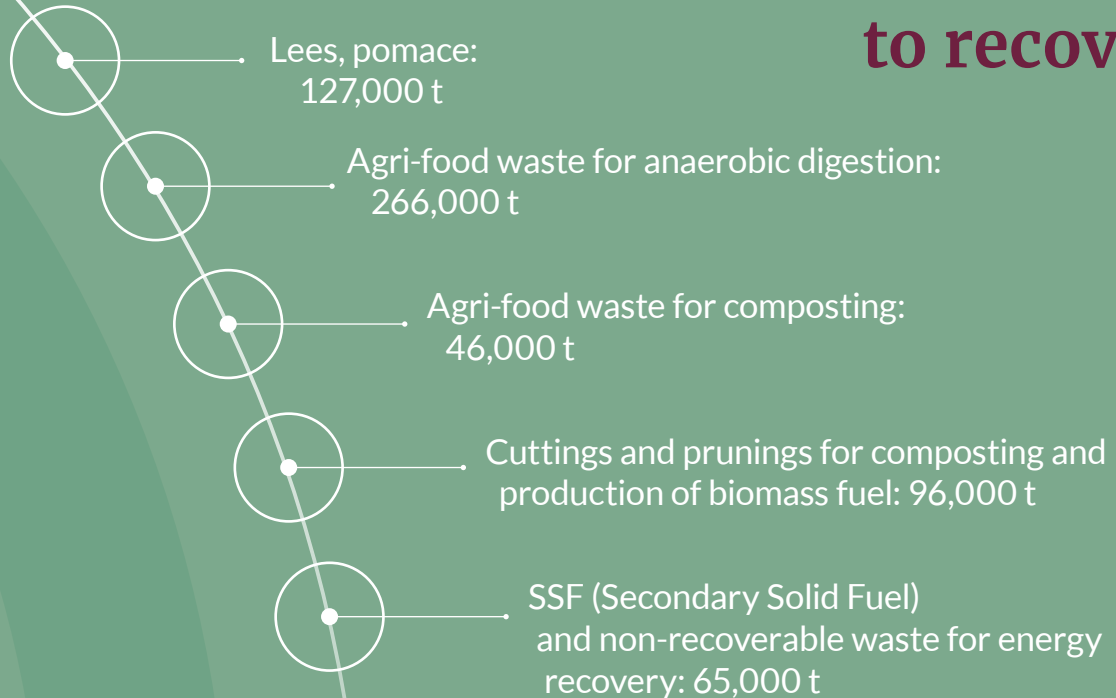
 **THE SUSTAINABILITY OF TETRAPAK® IN TERMS OF TRANSPORT**

- One load of **1 litre cartons** holds **27,900 litres of wine**
- One load of **0.75 litre glass bottles** holds **19,200 litres of wine**

600,000 t from waste to resources

over **99%**

to recovery



ALCOHOL
food production,
pharmaceuticals,
industry and
carburetion

GRAPE SEEDS
extraction of
polyphenols for
pharmaceuticals
and cosmetics

OENOCYANIN
food production

TARTARIC ACID
food production,
pharmaceuticals,
construction and
various industrial
uses

BIOMETHANE
9,000,000 Smc
carburetion

BIOETHANOL
8,000 t
carburetion

**ELECTRICAL
ENERGY**
77,000,000 kWh
internal use and
injection into
the grid

**THERMAL
ENERGY**
85,000,000 kWh
internal use and
injection into the
district heating
network

**NATURAL
FERTILISERS**
135,000 t

**150 GWh of equivalent electrical energy
saving 82,000 tCO₂ of emissions**

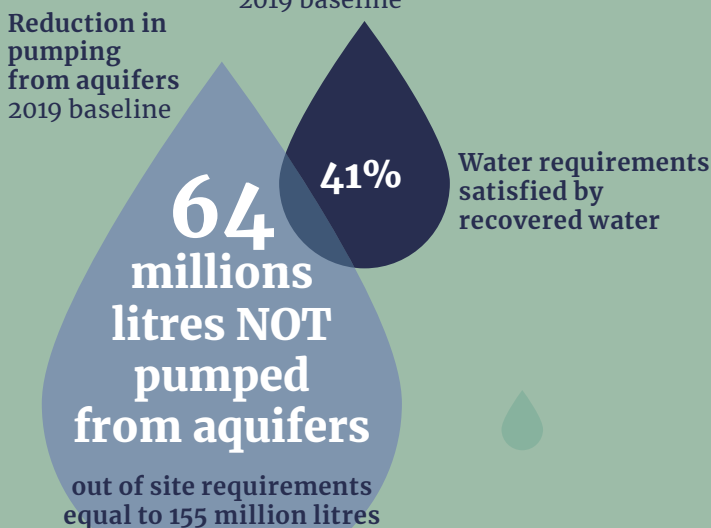
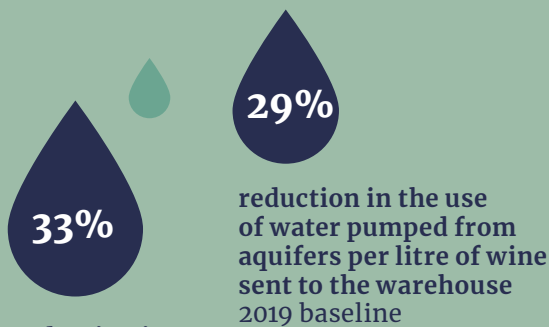
WATER

A flood unlike anything seen before in Romagna, after a period of drought - extreme events with a common denominator: water.

The Group's protection plan for water sustainability involves:

- the installation of technologies that are less and less water intensive
- monitoring consumption to reduce leaks
- the reuse of process water after appropriate treatment
- the integration of processes to increase synergies in recovery

GOALS TO SAFEGUARD WATER RESOURCES ACHIEVED



621 million litres of water

recovered and not pumped from aquifers equivalent to 42% of the total needs of the Group

Every drop is a form of life

WATER INTAKE FOR THE GROUP'S SITES (mc)

Groundwater	792,000
Water mains	54,000
Total water intake	846,000
Recovered water	621,000
Total water requirements	1,467,000

- FAENZA SITE -

557
millions
litres NOT
pumped
from aquifers

out of site requirements
equal to 1,070 million litres

25%

Reduction in pumping
from aquifers 2019
baseline

52%

Water requirements
satisfied by recovered
water



EARTH

Natural elements that return to their origins, again and again.

A virtuous circle that restores value and nutrients to the earth and the territory that generated them.

From the natural decomposition of organic matter, which is transformed through a process of bio-oxidation, **135,000 tonnes** of precious natural fertilisers are produced.

35,000 t of biodigestate

this is a residue generated by a process of anaerobic digestion on waste exclusively from the agri-food industry, which is sent for agronomic spreading as it is, or mixed to create bio-calcium sulphate or composted fertiliser from agri-food industry waste.

36,000 t of bio-calcium sulphate

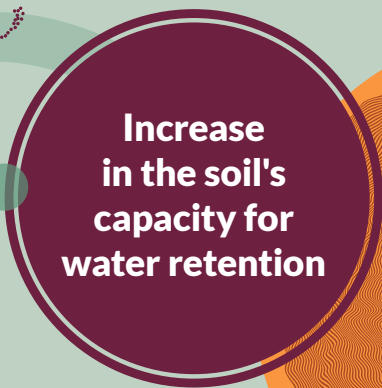
this is a mix of biodigestate and calcium sulphate, generated from the process used to transform calcium tartrate into tartaric acid.

64,000 t of fertilisers


ACV - Econat® green composted fertiliser - is a compost of verified quality, whose use is permitted for organic farming. It is obtained from cuttings and prunings from the maintenance of green spaces.

ACM - Econat® mixed composted fertiliser - is a compost of verified quality, whose use is permitted for organic farming. It is obtained from cuttings and prunings, vegetable waste and waste from the agri-food industry.

ACFA - Econat® composted fertiliser from agri-food industry waste - is compost specifically for agricultural use, obtained from biodigestate and cuttings and prunings.



Increase
in the soil's
capacity for
water retention



Return
of water
in the form
of humidity

We nourish the soil and prepare the earth for future generations

*The term Carbon sink refers to a natural or artificial carbon deposit that absorbs carbon dioxide, helping to reduce the amount of CO₂ in the atmosphere and, as a result, reducing the warming of the planet caused by the greenhouse effect.

FUNCTIONS
AS A
CARBON
SINK*

Used on
300
FARMS

FERTILISED
over
8,800
hectares

Slow release
of nutrients to help
with the natural
growth of crops

Improvement of
microbiological
processes and
the pH of the soil

SUPPLY
OF ORGANIC
MATTER

Looking to the future

The development of new mixes of natural substrates that will be marketable within the next two years.

Peat-free substrate for cultivation

Harking back to the practices of the farmers of the past, who used pomace as a fertiliser, we have launched an experimental project to create a peat-free substrate, with the goal of protecting the cultivation of natural peat. In particular, the proportion of peat is replaced with used pomace, mixed with Green Composted Fertiliser or Mixed Composted Fertiliser and chipboard that guarantees permeability for water and correct irrigation.

Substrate for mushroom cultivation

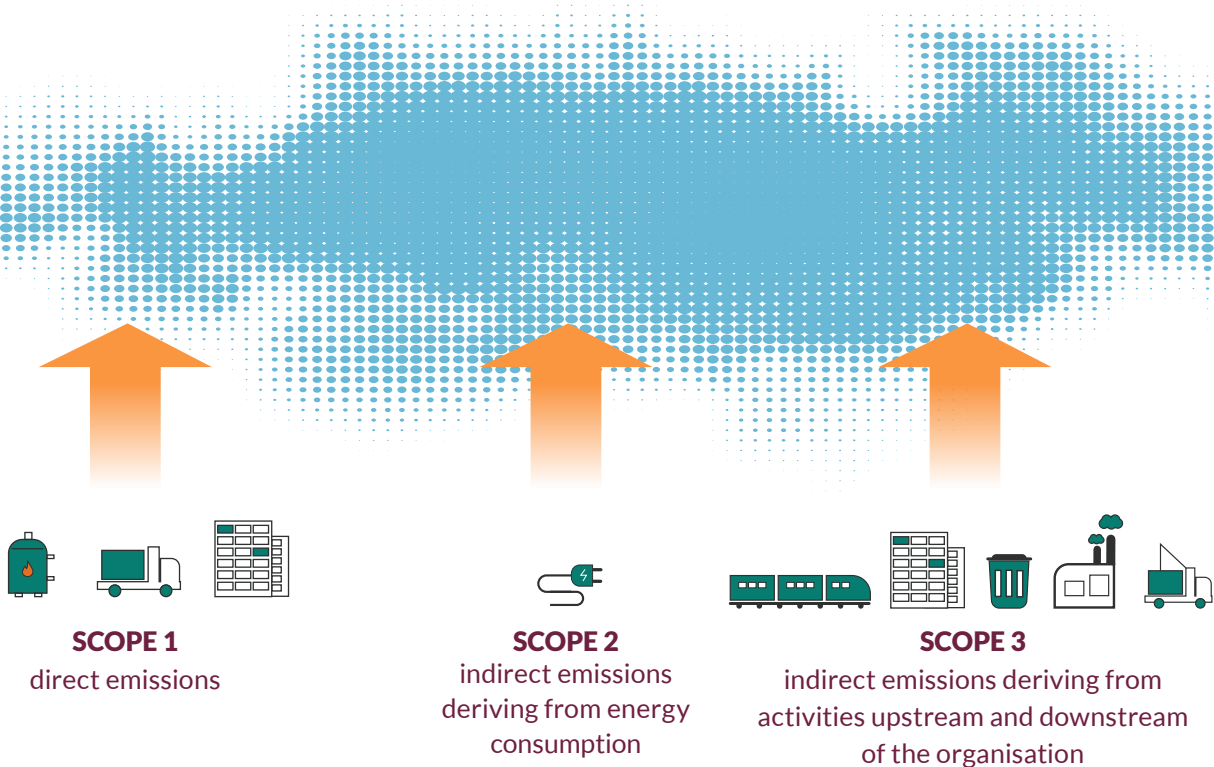
In collaboration with the Faculty of Agriculture at the University of Bologna, we have launched an experimental programme to study a new mix (pomace - straw) to use as a substrate for the production of mushrooms - in particular, *Pleurotus* spp. - with the goal of improving quality and shortening production times.

AIR

A mix of gaseous substances that make up the earth's atmosphere. It is essential for the majority of animal and vegetable organisms, in particular for human life.

Measuring our carbon footprint is the first fundamental step to helping organisations to quantify their emissions in terms of greenhouse gases, expressed in tonnes of CO₂ equivalents, understand their impact on the climate, and set goals to reduce or offset it.

The most widely-used guidelines are included in the **Greenhouse Gas Protocol (GHG Protocol)**, which establishes global standards for the measurement and management of greenhouse gas emissions, subdividing them into three categories.



CAVIRO has performed this calculation on all its operational sites: Faenza (RA), Forlì (FC), Savignano sul Panaro (MO) and Fumane (VR), adopting the *cradle-to-gate* criterion, in order to evaluate the GHG impact of the transport of materials used and products generated, as well as the contribution of their production cycle.



Italian companies most attentive to the Climate 2024

The CAVIRO Group has officially been included on the list of the most eco-oriented companies. The ranking, compiled by the *Corriere della Sera*, *Pianeta 2030* and Statista - a company specialising in market research, rankings and analysis of company data - recognises the companies that have made the biggest reductions in the ratio between their CO₂ emissions and their 2023 turnover.

direct emissions SCOPE 1 and 2 tCO ₂ e	site	indirect emissions SCOPE 3 tCO ₂ e
5,703	CAVIRO Forlì	300,349
5,585	CAVIRO Extra Faenza	109,742
18,702	ENOMONDO Faenza	14,238
1,332	CAVIRO Savignano sul Panaro	20,587
488	CESARI Fumane	8,531

The tool used to calculate the emissions is certified by TÜV Austria, and was developed by the company ClimatePartner, chosen for their specialised, consolidated expertise in the sector.

The emission factors used are deduced from databases: Ecoinvent 3.8 2021, Ecoinvent 3.7.1 2020, CP Calculation 2019/2021/2022, AIB 2017, Defra 2023, IPCC 2021.


The Scope 3 emissions are calculated for eight categories (purchase of goods and services, transport and distribution upstream and downstream, upstream energy supply chain, commuting, waste disposal, work trips, end of life of products put on the market) of the eighteen provided for by the GHG Protocol; those not accounted for are either not applicable or not relevant in accordance with the protocol.

Even the smallest act can create great change...

... just as the flutter of a butterfly's wings can cause a hurricane on the other side of the world.
Climate change is everyone's business.
Every action must create a reaction; every effort has value if it expands the field of engagement.

CAVIRO'S concrete decarbonisation strategies involve two areas of intervention:


- **Reduction** of emissions through self-generation of renewable energy or the purchase of green energy, the use of increasingly efficient technologies, and dedicated collaborations upstream and downstream in the supply chain.
- **Offsetting** emissions through the purchase of carbon credits that finance projects in line with the SDGs.



VINVENTIONS

Certificate

of CO₂ sequestration



Through the purchase of Nomacorc Green Line closures

Gruppo Caviro


has contributed to the sequestration of **1.906** kg of CO₂ in 2023

The carbon footprint of the product is calculated accordingly to the ISO 14067:2018 Standard.
Vinventions commissioned RDC Environment to perform a comprehensive carbon footprint study of our NOMACORC Green Line product line and South Pole to complete the 3rd-party review & certification.

Issue date : 11th of April

Christophe Robert - Director of Quality Europe at Vinventions

Certifying Partners



CarbonNeutral® product

Brambles Enterprises Ltd
On behalf of Caviro SCA

862 tonnes CO₂e

This certificate verifies that:
The stated subject is carbon neutral through the use of high quality, environmental instruments in accordance with The CarbonNeutral Protocol.
All credits adhere to standards approved by the International Carbon Reduction and Offset Alliance (ICROA).

Steve Clarke
Steve Clarke
CEO - CLIMATE IMPACT PARTNERS

CarbonNeutral.com



GTS SINCE 1877

Carbon Footprint

JAVIRO SGARL SOC.COOP.VITFRUTT.IT (R.LN.) ORC


avoided

136,644 **tons of CO₂e**

In the period 1st of January - 31st of December 2023 compared to the alternative transport by road / truck freight. Your company is supporting the goal to reduce global CO₂ emissions and contributing to the production of the climate.

ALCANTARA MULTIMEDIA
G.T.S. - GENERAL TRANSPORT SERVICE

ARTIFICIALLY PRODUCED
BY VINATIONS
G.T.S. - GENERAL TRANSPORT SERVICE



Amarone della Valpolicella DOCG Classico is certified by ClimatePartner



Prodotto certificato
da ClimatePartner
climate-id.com/115WPY



To offset the emissions generated by the production of Amarone della Valpolicella DOCG Classico, CAVIRO participates in the funding of a project verified by Gold Standard, in Zoba Maekel, Eritrea, which guarantees the maintenance of wells in the poorest areas of the country, to provide clean water to the population. This contributes, among others, to Sustainability Goals 6 and 13, for which CAVIRO carries out concrete actions.



6 - CLEAN WATER
AND
SANITATION
SERVICES



13 - ACTING FOR
THE CLIMATE



CO₂ compensated
Product

ClimatePartner.com/26494-2403-1001



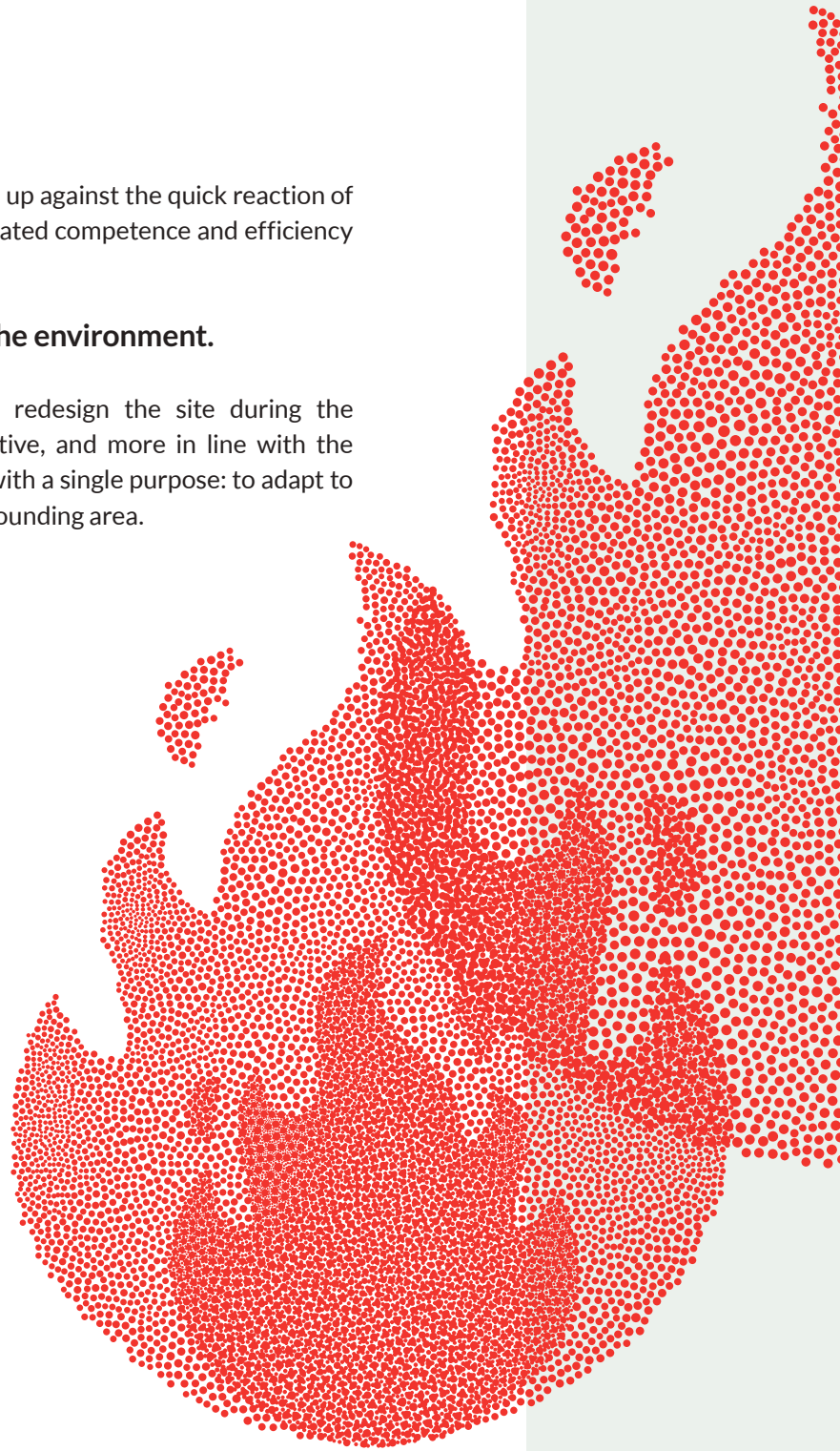
scan the QR Codes
for more
information

FIRE

The impetuosity of an unmeasurable fire came up against the quick reaction of the company's safety service, which demonstrated competence and efficiency in managing the emergency.

No deaths, no injuries. No damage to the environment.

This story has revealed an opportunity to redesign the site during the reconstruction in a way that is more innovative, and more in line with the need to protect workers and the community, with a single purpose: to adapt to changes by integrating ourselves with the surrounding area.









3 Company

Employees, Suppliers, Consumers, Communities and Territories represent the value chain through which the company expresses its way of operating and its vision of how to do business.

THE VALUE OF OUR EMPLOYEES

Valuing and supporting employees, creating an ethical, stimulating work environment that reflects the company culture.

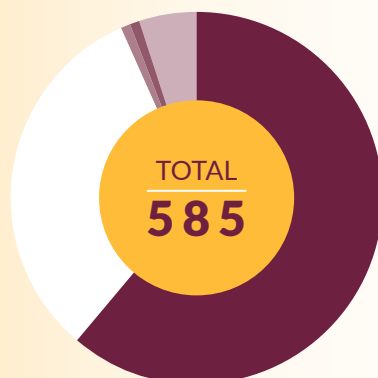
The challenges underway

1. Identifying and maintaining skills: in a sector where technical skills are fundamental to maintain high production and quality standards, the changing dynamics of the job market put their preservation at risk.
2. Organisational complexity: the significant investments made have introduced new challenges in staff management, requiring continued adaptation and careful management to ensure that the organisational structure remains effective and flexible.
3. Attraction and retention of talent: attracting, retaining and maintaining talent is a key factor in guaranteeing innovation and competitiveness.
4. Generational change: passing on unique knowledge and skills acquired in the management of company operations.

Projects in progress

1. Training and awareness on the issues of Sustainability and Cyber security: a key focus that aims to raise awareness in all employees on sustainability and the risks connected to cyber security.
2. Definition of "succession tables" to address staff turnover: in particular for specialised positions.
3. Mapping and evaluation of skills: a process has been launched for the professional development of internal staff.
4. Strengthening internal communication: the *On board* project has the goal of keeping employees informed and engaged in company initiatives, stimulating their sense of belonging.

BREAKDOWN OF EMPLOYEES BY COMPANY



- 358 CAVIRO sca
- 189 CAVIRO Extra spa
- 29 Gerardo Cesari spa
- 5 Enomondo srl
- 4 Leonardo da Vinci spa



- 162 permanent contracts
- 36 fixed-term contracts (23 part time)

OF WHICH

- Directors 1
- Middle mgmt 2
- Office workers 132 - incl. 2 from protected cat.
- Manual workers 32 - incl. 1 from protected cat.
- Temporary workers 31 - incl. 1 from protected cat.

- 292 permanent contracts
- 95 fixed-term contracts (3 part time)

OF WHICH

- Directors 8
- Middle mgmt 10
- Office workers 119 - incl. 6 from protected cat.
- Manual workers 158 - incl. 5 from protected cat.
- Temporary workers 92 - incl. 8 from protected cat.

There is still a prevalence of male staff in exclusively manual positions.

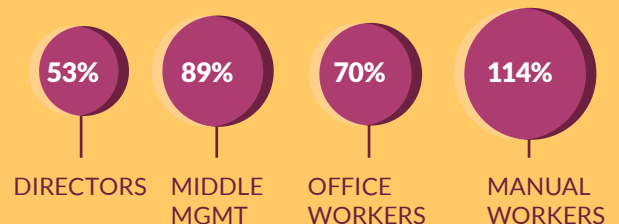
The presence of women is growing, and has reached 34% with 32 of 78 new hires

Of the 78 new hires, 12 are under 30: the presence of staff in the youngest age group is increasing.

BREAKDOWN BY AGE GROUP

	<30 YEARS	30-50 YEARS	>50 YEARS
• Directors		2	7
• Middle mgmt		1	11
• Office workers	28	145	78
• Manual workers	19	87	84
• Temporary workers	35	50	38

PAY RATE FOR WOMEN/MEN



The percentage expresses the average remuneration of female staff compared to the average remuneration of male staff.





CYBER SECURITY in the digital age

CAVIRO has launched a three-year training project on cyber security, to address the growing threats from the online world.

The course involves 36 monthly sessions for all users, and new measures have been implemented, including two-factor authentication for connections outside the workplace, which has been extended to all users, as well as flagging of suspicious emails.

Cybercriminals have developed into organisations with significant resources, and in the years to come, more risks are expected from ransomware and phishing, making it essential to prepare, raise awareness and implement safe practices.

3 years

of training
for all users

36

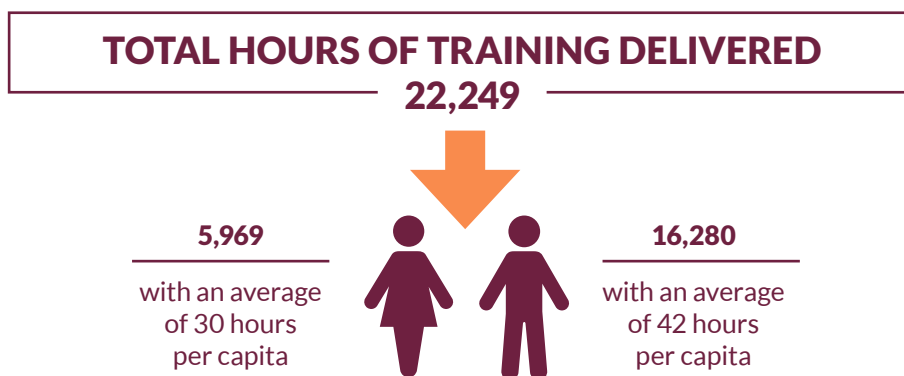
monthly
sessions



Practical advice
that is also
relevant for
personal security,
outside the work
environment

TRAINING

	WOMEN	MEN	TOTAL HOURS
• Directors	16	66	82
• Office workers and middle mgmt	1,322	2,030	3,352
• Manual workers	646	6,730	7,376
• Temporary workers	3,985	7,454	11,439



The training on cyber security is excluded from the total, as it is provided via the web portal.

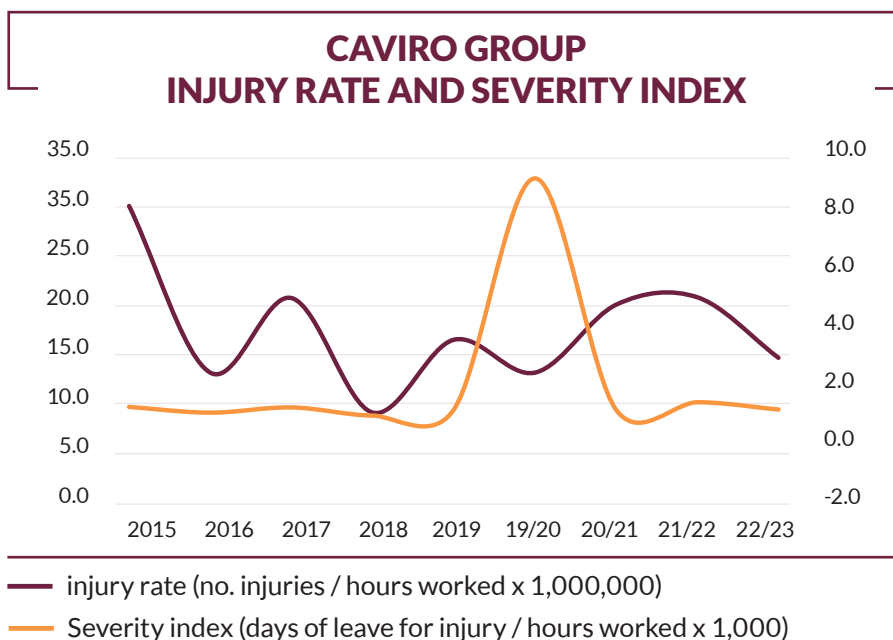
The disparity in hours of training between the two genders is attributable to training in occupational health and safety, where it is manual workers who receive the highest number of hours of training.

HEALTH AND SAFETY



8,088 hours were spent on training in occupational health and safety, to encourage a culture around the topic.

With 11 injuries, of which 6 were on the Faenza site, 0 in Treviso, 2 in Forlì, 3 in Savignano and 0 in Fumane, we have recorded a significant reduction in injuries and days of leave for recovery.



CERTIFICATIONS

For decades, the CAVIRO Group has been equipped with systems for the management of aspects related to product quality, food safety, the safety of people in the workplace, and environmental protection. These systems are continuously being enhanced, evolving with new regulations and the new requirements of the different sites.

FOOD SAFETY

- IFS and BRC | Forlì, Savignano, Fumane and Cavaion sites
- FSSC 22000 | Faenza and Treviso sites
- PIF | Faenza site

QUALITY

- UNI EN ISO 9001:2015 | Faenza and Treviso sites
- Recognition as producers of active biocidal substances, issued by ECHA - Ethanol pursuant to art. 95 Reg. (EU) 528/2012 | Faenza site
- Kosher Certification for alcohol | Faenza site
- Halal and Kosher Certification for tartaric acid | Treviso site
- Organic Certification Reg. (CE) 834/2007 for musts | Faenza site
- Certification of grape must for Balsamic Vinegar of Modena | Faenza site
- Organic Certification for bottling operations | Fumane, Forlì and Savignano sites
- SQNPI - Valpolicella Vineyards integrated production protocol

OCCUPATIONAL HEALTH AND SAFETY

- UNI ISO 45001:2018 | Faenza and Treviso sites

ENVIRONMENT

- UNI EN ISO 14001:2015 | Forlì and Faenza sites
- Sustainability certification for Biomethane and Bioethanol | Faenza site
- IGO Qualification as a producer of renewable electrical energy | Faenza site
- Certification of emissions in accordance with the GHG Protocol | Faenza site

ETHICS AND SUSTAINABILITY

- SA8000 | Faenza, Forlì and Savignano sites
- Equalitas | Faenza, Forlì and Savignano sites
- AEO Certification - Authorised Economic Operator

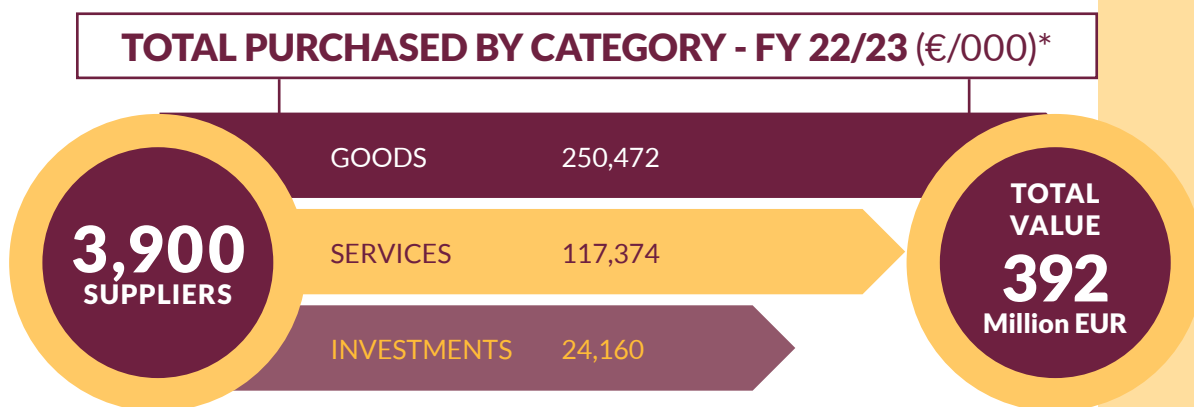




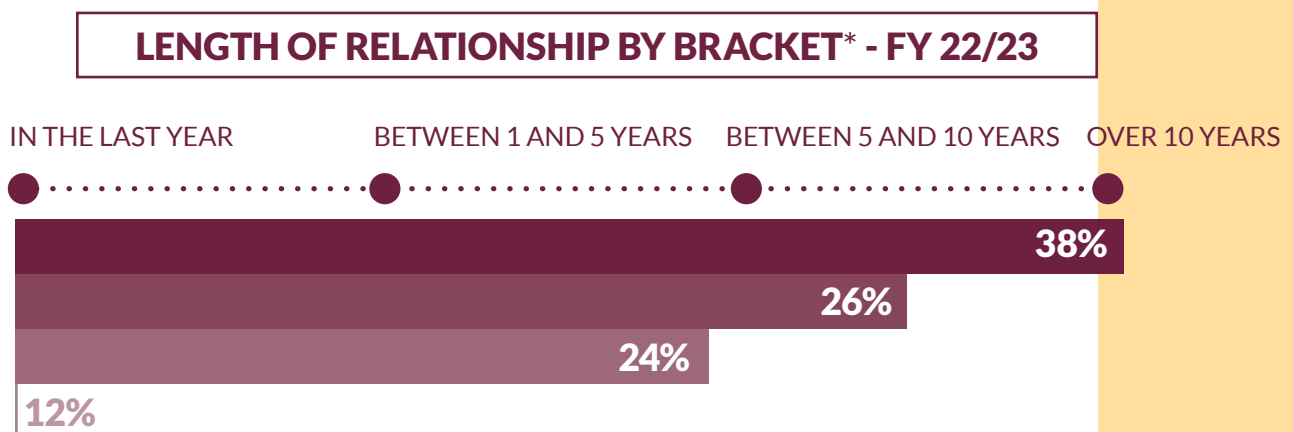


THE VALUE OF OUR SUPPLIERS

- IMPARTIALITY OF CHOICE
- RELIABILITY OF THE SERVICE
- CONSOLIDATION OF PARTNERSHIPS



The supplier network is made up of suppliers with which the Group has a solid, long-term relationship; over 64% have been in place for over five years.



54% of expenditures are made in the regions where the Group's different companies have their sites, making a significant contribution to supporting the economy in the area.

*Management statistics.

**Suppliers with their registered office in the regions where the Group's various sites are located.



THE VALUE OF OUR CONSUMERS

Product quality is guaranteed by the large number of tests carried out, both through accredited external laboratories and through internal laboratories; in the latter, around 1,135,000 tests have been performed, processing over 81,000 samples.

N. OF TESTS	2022/2023	N. OF SAMPLES	2022/2023
Forlì site	782,605	Forlì site	36,928
Savignano site	159,660	Savignano site	7,303
Fumane site	51,934	Fumane site	4,965
Faenza site	141,611	Faenza site	32,250
TOTAL	1,135,810	TOTAL	81,446

ONLINE PRESENCE

CAVIRO has created a social media communication campaign, *The circle of the vine*, to offer an interactive experience that presents our circular economy model and brings traffic to our website. The campaign, which was concentrated in the months of May and June on our Facebook and Instagram channels, allowed us to reach **over 13.6 million unique visitors**.

WEBSITES

- CAVIRO Group website - 83.5k unique visitors
- CAVIRO Extra website - 6.5k unique visitors
- Innesti - 120.5k unique readers
- Tavernello website - 72.5k unique visitors
- Leonardo da Vinci website - 32k unique visitors
- Leonardo da Vinci Shop - 72.5k unique visitors

SOCIAL NETWORKS

Social media profile coverage

- CAVIRO Group Meta - 17.9 million
- CAVIRO Group LinkedIn - 1.8 million
- Innesti Meta - 4.9 million
- Tavernello Meta - 18.2 million
- Leonardo da Vinci Meta - 7.5 million
- Vigneti Romio Meta - 5.6 million

Digital communication campaign

- Duration: May - June 2023
- Reach: 13.6 million

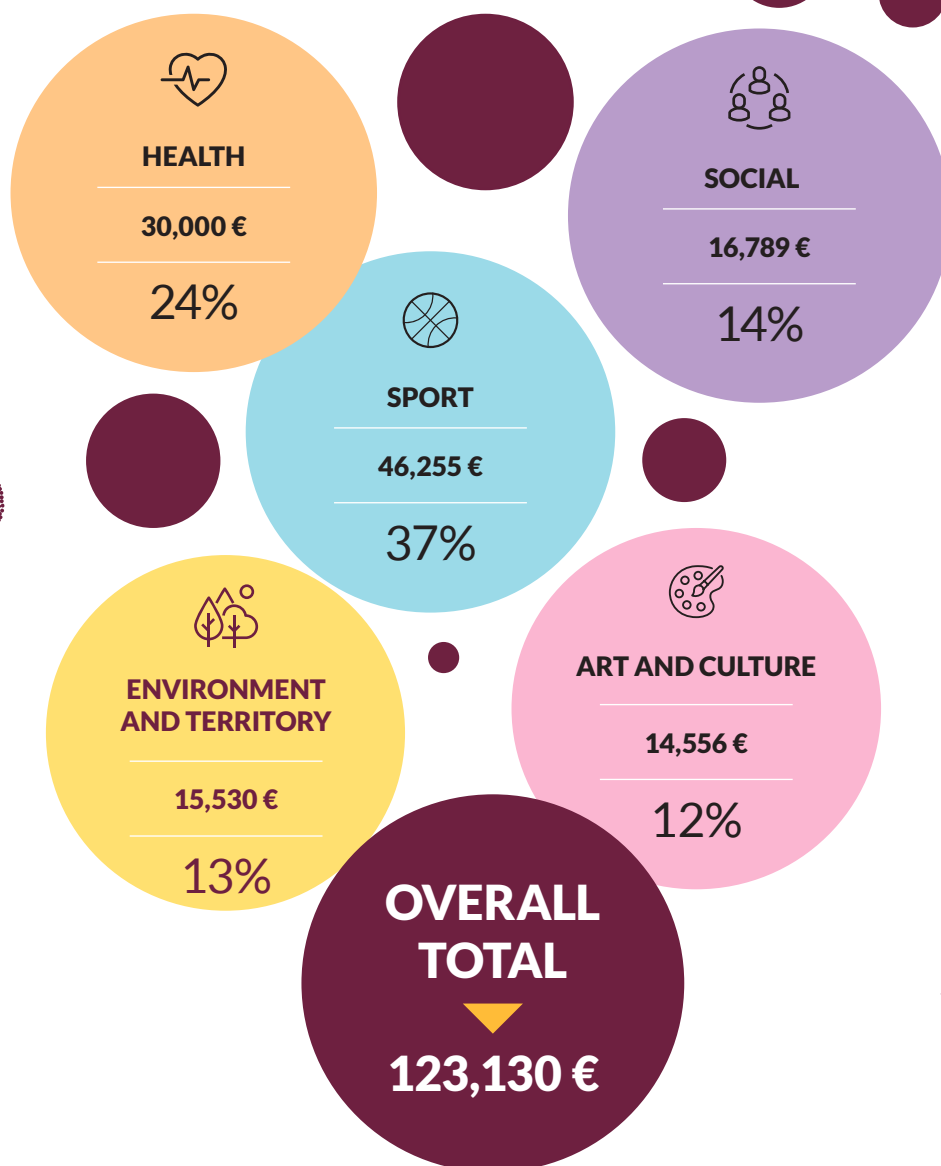
E-commerce

- Amazon ADV - Impression: 18.3 million
- Amazon ADV - ROI: 4.26



THE VALUE OF THE COMMUNITY AND THE TERRITORY

In harmony with its nature as a cooperative, CAVIRO has confirmed its support for the entire community and the territory through beneficial initiatives and sports, social and cultural events. This support, through materials and products, is not limited to the Emilia-Romagna Region, but has also reached other parts of the national territory where other companies in the Group are located.



CAVIRO FOR SPORT

In terms of sport, there are hundreds of events supported to raise awareness of the values of sport, solidarity and respect for all:

- Historic Minardi Day
- Volleyball, football, basketball, tennis and dance events
- Running races, including the 100 km del Passatore, the Polo di Tebano, *and many more*
- Bocce and chess tournaments

CAVIRO FOR HEALTH

Among the collaborations in the health sector that involve projects of solidarity to promote scientific research, are:

- IOR Pharmacy, to guarantee treatment programmes for cancer patients
- Diabetes Marathon, a fundraising marathon fighting diabetes

CAVIRO FOR SOCIAL WELFARE

There are many initiatives in the social sphere with a focus on sustainable, inclusive growth that fights poverty, including:

- Festival Francescano
- Soup kitchens in Bologna and Cesena
- Buon Vivere Festival in Forlì
- Many local festivals

CAVIRO FOR THE ENVIRONMENT AND THE TERRITORY

Finally, tangible support is also provided to associations that spread good environmental practices and projects to protect the local region and its animals, including:

- Fundraising for flood victims (Cena del Respiro, events in support of the Civil Protection, the Fire Service, etc.)
- Amici delle Cicogne, in support of the cicogne wildlife area
- Energy Days

CAVIRO FOR ART AND CULTURE

Support for regional excellence and activities to promote musical and artistic culture throughout the year, including:

- International Museum OF Ceramics
- Municipality of Faenza - Christmas fundraising initiatives for the flood emergency
- Acieloaperto music festival
- School and science education events



Methodological
note

The methodology adopted to prepare the fifth Sustainability Report for the CAVIRO Group follows internationally recognised reporting guidelines: GRI Standards 2016 and GRI Universal Standards 2021, following the option "in accordance". The data, performance indicators and qualitative and quantitative processing are the result of market analyses, internal accounting and management processes, and the use of databases, sector scenarios and questionnaires.

The period of reference for the reporting of economic, environmental and social performance is the financial year 01/09/2022 - 31/08/2023.

In order to provide a comprehensive, comparable picture of the dynamics underway, the data from previous years has been included where possible, and can be compared in the section "Compliance with the GRI".

The companies included within the boundary of the report are: CAVIRO Sca, CAVIRO Extra Spa, Enomondo Srl, Leonardo da Vinci Spa, Gerardo Cesari Spa, Cesari Vigneti Srl.

Not included: Bolé Srl (50% owned and non-consolidated).

For the company Enomondo srl, whose financial year corresponds with the calendar year, a pro-forma financial statement has been drawn up with a reporting period aligned with the rest of the Group, in order to allow the statutory consolidated financial statement to be prepared.

More specifically:

- The company structure and profile have been updated for all companies
- All initiatives and projects considered to be significant - whether launched, completed or in progress - have been reported for all consolidated companies
- The information on the wine supply chain relates to CAVIRO's membership base, as it is a second-degree cooperative, while the information on the general supply chain consolidates the Group's data
- The distribution of economic value among stakeholders has been prepared at Group level
- As Leonardo da Vinci spa is a trading company with no production plant it is not subject to environmental reporting

- The materiality assessment has not been updated since the 2022 Sustainability Report, as no significant changes in the organisation, the business or the context in which the CAVIRO Group operates have been recorded for the year in question
- With regard to the calculation of our carbon footprint, it is not possible to provide data comparable with FY 21/22 due to a change in the calculation method for FY 22/23.

The preparation of the Sustainability Report is the result of a process that has involved many company departments, brought in to support the Sustainability Management Team.

The fifth Sustainability Report was approved by the Board of Directors on the 25th March 2024, and published in April 2024.

This Report has undergone a limited assurance engagement, in accordance with the International Standard on Assurance Engagements (ISAE) 3000 (Revised), by BDO Italia Spa.

The Sustainability Report is distributed via the Group's official channels: websites, social media pages and printed copies.

Contact email address for the Sustainability Report:
sostenibilita@caviro.it

COMPLIANCE WITH THE GRI Global Reporting Initiative

This is the most widely recognised standard used by organisations to communicate and report on their environmental, economic and social impact in a comparable, reliable way, providing transparent, objective evidence of their contribution to sustainable development.

General disclosures

Disclosure 2-1 Organisational details

CAVIRO Sca, the parent company, with its headquarters in Via Convertite 12 - 48018 Faenza (RA) - Italy, is a consortium of cooperative wineries, within which the mutual exchange involves the contribution of agricultural raw materials by members.

Disclosure 2-2 Entities included in the organisation's sustainability reporting and principles of consolidation

The companies included within the scope of this Sustainability Report are: CAVIRO sca (Faenza, Forlì and Savignano sul Panaro), CAVIRO Extra spa (Faenza and Treviso), Enomondo srl (Faenza), Gerardo Cesari spa (Fumane and Quinzano), Cesari Vigneti srl (Valpolicella), and Leonardo da Vinci spa (Vinci), on which all qualitative and quantitative information has been provided, in both aggregate form and for each company, where necessary.

Principles of consolidation

The consolidation of economic-financial data of the controlled companies is performed primarily using a global integration method, with the following main criteria:

- the book value of equity investments, held by the parent company or the other companies subject to consolidation, is eliminated in favour of the relevant equity against the assets and liabilities of the subsidiaries;
- the difference between the cost of acquisition and/or constitution and the equity of the subsidiaries on the date of the first consolidation is allocated to tangible or intangible fixed assets and, for the portion not attributable to these, to "Goodwill";
- significant inter-company transactions are eliminated, as well as credit and debit items and unrealised profits from transactions between Group companies, net of any taxes, where applicable;
- the shares in equity and the results of the financial year, for companies consolidated on a line-by-line basis and pertaining to minority shareholders, are shown in the designated items of the consolidated balance sheet and profit and loss account.

The consolidation of environmental and social data is performed using merging criteria for homogeneous quantities, which are verifiable and reproducible.

Disclosure 2-3 Reporting period, frequency and contacts

The reporting period is the same as the financial year for the parent company (01/09/22 - 31/08/23) and all the controlled companies except for Enomondo, for which a pro-forma is prepared, as it is joint owned by Hera spa, which is listed on the stock exchange, and has a financial year aligned with the calendar year.

The voluntary sustainability report is prepared by the CAVIRO Group on a yearly basis.

The contact email address for information on the Sustainability Report is sostenibilita@caviro.it.

Disclosure 2-4 Restatements of information

The following restatements are provided:

- update to the calculation method for the surplus paid out to members;
- update to the calculation method for generated value;
- correction to GRI 303-3 (the amount of water recovered was erroneously inserted into total water intake).

Disclosure 2-5 External assurance

CAVIRO has decided to submit the Sustainability Report to an audit process, with the goal of validating the accuracy of the information contained in the report.

This document has been submitted for assessment by an independent company, which has performed a limited audit in accordance with the International Standard on Assurance Engagements (ISAE 3000 Revised), and expressed its final evaluation on the basis of knowledge and understanding of the company and the adequacy of the systems, processes and procedures used to prepare the document.

Disclosure 2-6 Operations, value chain and other commercial relationships

CAVIRO's operations include the processing and sale of Italian wines, and the enhancement of winemaking by-products for the production of alcohol, must, grape seeds and oenocyanin. Added to this are operations for the enhancement of waste, predominantly agro-industrial, using anaerobic digestion, energy recovery, and composting facilities for the production of biomethane, thermal and electrical energy and natural fertilisers.

The Group operates on the national market and exports to 87 countries around the world.

Our membership base is the foundation of the value chain, which is extended through consolidated partnerships with prestigious companies such as Tetra Pak, Herambiente, SICO, HAM Italia, Boehringer Ingelheim, Consorzio Aceto Balsamico di Modena, and CHR Hansen.

Disclosure 2-9/10/11 Structure and composition of governance. Appointment and selection of the highest governing body

In order to guarantee respect for the cooperative values of democracy, mutualism and solidarity, in accordance with legal provisions, CAVIRO sca's articles of association define the functions of the two main governing bodies of the cooperative: the Assembly and the Board of Directors, which includes the President and two Vice-presidents.

Alongside these, the Board of Statutory Auditors performs a supervisory role, and the General Manager and management team oversee the operations of the Group as a whole. The Board of Directors is responsible for surveillance and management control as well as for the administration of aspects connected directly to the cooperative's mutualism.

These duties include drawing up internal regulations for CAVIRO, which are then shared with and approved by the Assembly. These regulations, already adopted for a long time, are defined and shared by the members themselves to ensure the democratic and efficient running of the cooperative. The regulations are updated regularly so as to respond appropriately and efficiently to new requirements as they develop. There are currently five regulations in force (bulk wine, packaged wine, by-products, members' special category and funding), all of which have been updated recently.

It should be noted that the President of the CAVIRO Group is not also a director within the organisation, and that on 20/12/2021 the new Internal Regulations for the election of the Board of Directors were approved.

The Board of Directors of the parent company, according to the Articles of Association, may be made up of a variable number of between 11 and 23 members elected by the Ordinary Assembly of members, which determines in advance its number and structure. Directors may not be elected for a period of more than three financial years. In its current formation, CAVIRO's Board of Directors is made up of 13 members, all elected by the cooperating members, while the single funding member has a say in the appointment of a member of the Board of Statutory Auditors. The 13 members, including the President and two Vice-presidents, adequately represent the different sectors of contributions (wine and by-products) and the different areas in which the cooperative operates. The Board of Directors meets regularly, approximately once a month.

CAVIRO Extra spa, Enomondo srl and Gerardo Cesari spa are also organised with their own Board of Directors, in which members of the parent company's Board of Directors are present in order to represent its interests.

Disclosure 2-12 Role of the highest governing body in supervising impact management

The Board of Directors plays a key role in growth from the perspective of ESG: THE members share their vision and approve budgets prepared on the basis of the sustainable development goals, consciously evaluating proposed investments with respect to the defined strategy.

Today, green reputation is a tangible, profitable business asset for the entire organisation.

Disclosure 2-13 Delegation of responsibility for impact management

The task of impact management is delegated to directors and sector managers for their relevant areas, and they are involved every year in reporting the relevant ESG data to Sustainability Management.

Disclosure 2-14 Role of the highest governing body in sustainability reporting

The evaluation process for sustainability reporting is primarily carried out by the Steering Committee, made up of the President and three General Managers, as the highest governing body. An adjustment process then follows, especially with regard to the results of the audit from the auditing firm, at the end of which the report is sent to the Board of Directors for final approval.

Disclosure 2-15 Conflict of interest

The Group uses the Board of Statutory Auditors and the Auditing Firm for control activities, and the Supervisory Body (SB) for the prevention of crime, as per Italian Legislative Decree 231/2001.

Disclosure 2-16 Communication of problems

Problems are reported regularly to the highest governing body, using prompt communication and the adoption of all measures required by the applicable law, and the most suitable actions, based on the area of expertise of the relevant managers.

These can involve the area relating to human resources, through the appointed H&R office, violations of the Organisational Model and the Ethical Code, through the Supervisory Body, or issues of social responsibility (Standard SA8000), through the manager of the Social Performance Team. Violations relating to environmental or health and safety issues are promptly communicated to the delegated employer, in order to implement the appropriate actions.

From an economic standpoint, information is discussed and brought to the attention of top management both during steering committee meetings and through ad hoc meetings.

Conservation of information on the Supervisory Body

The minutes of the meetings of the SB, information, reports and documentation collected during control activities are conserved in a specific archive, access to which is permitted to the members of the SB and possible other authorised individuals, upon authorisation from the SB itself. The same confidentiality applies to information on the SB stored digitally.

The management of this archive and its conservation are the exclusive responsibility of the SB.

Access to such documentation is in any case guaranteed upon specific request from legal authorities.

Disclosure 2-17 Collective knowledge of the highest governing body

The Sustainability Management Team, which represents the highest governing body, has been formed with the goal of preparing the Sustainability Report, and spreading collective knowledge on the topic of sustainable development through data collection and specific training initiatives in the ESG area.

Disclosure 2-18_2-21 - see "GRI Content Index"

Disclosure 2-22 Statement on the Sustainable Development Strategy – ref. "Letter from the President"

Disclosure 2-23 Policy commitments

Policies are the instrument used to describe the commitment of the highest governing body to ethics, the environment and occupational health and safety.

Disclosure 2-24 Integration of commitments into policies

The organisation is equipped with several documents that integrate its commitments into policies: the Code of Ethics, which responds to Legislative Decree 231, and voluntary Ethical Certification SA8000, which commits the Group to respecting precise principles of social responsibility and operating in a way that positively affects the social and cultural impact of its activities with regard to the local territory and community.

These commitments are circulated internally and outside the organisation through standard communication channels: email, informative material, Sustainability Report, website and press releases.

The policies adopted, the Ethical Code, the organisational model and the SA8000 certification are public documents, and can be consulted on the following sites:

www.caviro.com

www.caviroextra.com

www.enomondo.com

Disclosure 2-25 Processes to remedy negative impacts and management of complaints

The Group has created a crisis committee for the management of critical and/or unforeseen impacts and events.

In the context of the Organisational Model adopted in accordance with Italian Legislative Decree 231/2001, the Supervisory Body provides designated communication channels for the reception of regulatory reports and Whistleblowing, whether anonymous or identified, with the resulting activities to verify their validity with respect for the principles of impartiality and confidentiality. Complaints may be anonymous, and the utmost confidentiality is guaranteed regarding the facts reported or presented, within the limits of freedom of investigation.

Reports and complaints made by one or more stakeholders and addressed to the company, concerning matters relating to the social responsibility system, are forwarded to the Social Performance Team via the designated mailbox and email address.

Reports and complaints regarding Quality, Safety and the Environment are managed through the integrated management system, taking steps to identify the causes and develop solutions.

Disclosure 2-26 Mechanisms for consultation and expression of doubts

As well as the communication channels in the previous point, there are many opportunities for exchange at all company levels, involving both one-to-one and group consultations, in which it is possible to discuss freely, expressing any relevant doubts.

Plenary meetings and union meetings are called periodically.

Disclosure 2-27 Compliance with laws and regulations (as per GRI 419-1 and 307-1)

No significant situations of non-compliance have occurred with regard to violations of laws and regulations in the social, environmental and economic spheres.

Disclosure 2-28 Associations

Below are the industry associations, other associations and national or international organisations we participate in:

ARS Agri Rete Service, Agriport Ravenna, Assicassa, Assocostieri, Assunicoop, Centro Agro-Ittico-Alimentare Romagnolo, CIB - Consorzio Italiano Biogas e gassificazione, Clust-ER Agroalimentare, Clust-ER Greentech, Consorzio Vini DOC delle Venezie, Coreve - Consorzio per il riciclo del vetro, Covag - Consorzio Vitivinicolo Agrigentino, Conai - Consorzio Nazionale Imballaggi, Consorzio tutela Aceto Balsamico di Modena, Consorzio Italiano Compostatori, Consorzio Marchio Storico dei Lambruschi Modenesi, Consorzio tutela del Lambrusco di Modena, Consorzio Romagna Energia, Consorzio Tuscany & Co., Consorzio Tutela Vini Emilia, Ente Nazionale Italiano di Unificazione, Fondazione Sviluppo Sostenibile, Tartaric Substances Consortium, Unindustria Treviso, Unione Italiana Vini.

Disclosure 2-29 Approach to stakeholder engagement

CATEGORY OF STAKEHOLDERS INVOLVED IN ENGAGEMENT ACTIVITIES	HOW STAKEHOLDERS WERE IDENTIFIED (a process that led to the identification and selection of categories of stakeholders)	HOW STAKEHOLDERS WERE ENGAGED (e.g. surveys, phone interviews, individual meetings, focus groups, written communication)	FREQUENCY OF ENGAGEMENT	GOALS OF ENGAGEMENT	KEY TOPICS AND ISSUES THAT EMERGED FROM ENGAGEMENT OF STAKEHOLDERS	HOW THE COMPANY RESPONDED TO THE KEY TOPICS AND ISSUES THAT EMERGED/ PRINCIPALS
Employees and collaborators	Introductory interviews - Hiring	Constant dialogue with the Human Resources department - Informal and institutional meetings - Training courses - Company welfare initiatives - Company intranet	Constant	<ul style="list-style-type: none"> • Information on performance of the company • Supporting active engagement and participation in company life • Spreading a shared culture based on the company's values • Training staff • Supporting wellbeing and work-life balance • Encouraging personal and professional growth • Monitoring morale and levels of wellbeing 	Issues related to staff management - Training and development of staff - Company welfare - Development of skills needed by staff to perform their activities - Spreading a company culture that encourages personal growth	Individual interviews - Dialogue through Union representatives
Suppliers and business partners	Trade relationships	Frequent meetings and trade dialogues - Partnerships on projects (products and innovation)	Constant	<ul style="list-style-type: none"> • Defining and sharing goals • Collaborating on projects • Defining supplies • Sharing best practices 	Issues of a commercial nature - Procurement policies and their monitoring - Responsible management of the supply chain	Internal evaluations - Dialogue with suppliers
Customers	Trade relationships	Working groups - Interaction through trade meetings, workshops and presentations - Planning meetings - Social networks - Website - On-site visits - Partnerships on projects (products and innovation) - Trade shows	Constant	<ul style="list-style-type: none"> • Supporting dialogue and relationships • Identifying commercial opportunities • Guaranteeing the highest level of products and services • Guaranteeing respect for industry regulations 	Customer experience and customer satisfaction - Suitable assistance system - Correct reception of requests - Quality, safety and compliance with product and process regulations	Internal evaluations - Dialogue with customers
Banks and lenders	Choice of management	Regular meetings - Scheduled notices	Constant	<ul style="list-style-type: none"> • Information on performance of the business • Notification of strategic activities and ordinary and extraordinary operations • Responding appropriately 	Compliance with the agreed conditions - Development and maintenance of the correct relationships - Satisfaction of company requirements	Internal evaluations - Dialogue with credit institutions
Public supervisory authorities and public institutions	N/A	Inspections and controls - Production of data and transparent documentation	Constant	<ul style="list-style-type: none"> • Ensuring prompt, accurate compliance with regard to regulations or requests • Establishing transparent, collaborative relationships with authorities 	Demonstration of compliance with laws and regulations - Clear, transparent, collaborative relationships - Quality, safety and compliance with product standards	Internal evaluations - Dialogue with institutions

CATEGORY OF STAKEHOLDERS INVOLVED IN ENGAGEMENT ACTIVITIES	HOW STAKEHOLDERS WERE IDENTIFIED (a process that led to the identification and selection of categories of stakeholders)	HOW STAKEHOLDERS WERE ENGAGED (e.g. surveys, phone interviews, individual meetings, focus groups, written communication)	FREQUENCY OF ENGAGEMENT	GOALS OF ENGAGEMENT	KEY TOPICS AND ISSUES THAT EMERGED FROM ENGAGEMENT OF STAKEHOLDERS	HOW THE COMPANY RESPONDED TO THE KEY TOPICS AND ISSUES THAT EMERGED/ PRINCIPALS
Community and local associations	Choice of management	Meetings with representatives of local communities - Projects with schools and sports or charity associations in the region	Based on events	<ul style="list-style-type: none"> Establishing transparent, collaborative relationships with the community Supporting the development of the region and the local community, making staff, resources and know-how available Integrating the company's business into the territory 	Reception of requests made by the community - Being open to listening - Participation in local initiatives - Sponsorships	Internal evaluations - Dialogue with the community
Media	Choice of management	Interviews with local and national press - Press conferences - Institutional website	Constant	<ul style="list-style-type: none"> Making business performance public Publicising the most important news on the company's products and innovative projects Providing transparent information on the company and extraordinary activities 	Press releases to update stakeholders on company events, projects, investment plans, financial results - Publication of the Sustainability Report	Internal evaluations - Dialogue with the media
Industry and trade associations	Choice of management	Regular meetings - Institutional website - Workshops and presentations - Shared projects	Based on events	<ul style="list-style-type: none"> Establishing transparent, collaborative relationships Sharing goals and projects 	Participation in events - Sharing needs - Receiving industry opinions	Internal evaluations - Dialogue with associations
Trade unions	N/A	Constant dialogue with Human Resources direction - Informal and institutional meetings - Industrial relations and trade union agreements	Constant	<ul style="list-style-type: none"> Establishing collaborative relationships Sharing a profitable dialogue with involved parties, directed towards reaching shared goals 	Issues related to the first point	Internal evaluations - Dialogue with trade unions

Disclosure 2-30 Collective bargaining agreements

As of 31/08/2023, the percentage of employees covered by NCBA is 100%: no collaborator works without the protection of a National Collective Bargaining Agreement, applied according to the company in the Group where the employee is hired. For CAVIRO sca, CAVIRO Extra and Enomondo: NCBA *For workers employed by agricultural consortia and cooperatives*; for Gerardo Cesari: NCBA *For workers employed in small and medium-sized food production*; for Leonardo da Vinci: NCBA *For workers in Commerce*; for CAVIRO Extra Treviso Facility: NCBA *For workers in the food industry*.

CORPORATE OFFENCES

With regard to the risk of committing criminal corporate offences, and in particular those related to anti-corruption, the Group has classified them on the basis of the probability of their occurrence, and has identified the best measures to prevent and mitigate such eventualities, namely:

- Preparation of standard contracts for the various corporate sectors throughout the Group (Procurement, Supply, Purchasing, Logistics, Transport, etc).
- Assistance from the legal office for the formalisation of contracts in the negotiation phase, preparation and validation of the contractual documentation necessary for negotiations (in particular M&A and Investments)
- Performance of all other legal acts of a corporate nature
- Participation in pre-litigation phases in collaboration with the relevant company departments (Operations, Commercial, etc).
- Management of out-of-court debt collection
- Recording and monitoring litigation positions handled by external legal offices
- Analysis of litigation cases regarding the employment relationship
- Participation in special projects assigned by General Management

ANTI-CORRUPTION

GRI 205-1 Operations evaluated for risks related to corruption

The operations evaluated in terms of risks related to corruption were equal to zero. Significant risks related to corruption are presented in the Organisational Model as per Italian Legislative Decree 231/01 (special section) and the Code of Ethics.

GRI 205-2/3 Communication and training on anti-corruption policies and procedures

All employees and members of the Board of Directors are made aware of the ethical codes and policies in force in the company, which are distributed both digitally and made available to consult at every company noticeboard.

For business partners, the procedures are communicated through their contracts, which contain references to the Organisational Model and the company's website, where it is published.

Training on law 231 over the years has involved the all of the Group's top management (directors, managers and department heads) and direct reports, or individuals working in sensitive areas: in this regard, in the financial year in question, 100% of the members of the Board of Directors and three new employees at Cesari were involved in the training. No confirmed episodes of corruption have been reported, and therefore no actions have been taken.

Anti-corruption is a matter treated and disciplined in the Organisational Model as per Italian Legislative Decree 231/01 - Special Section. The activity is monitored in accordance with the provisions of the Model's procedures, and audits conducted by the Supervisory Body through interviews with key roles and analysis of information flows. The outcome of this is reported annually to the Board of Directors.

There is no specific role dedicated to anti-corruption.

GRI 206-1 Legal actions for anti-competitive behaviour, antitrust and monopolistic practices

There are no reports of legal actions for anti-competitive behaviour, antitrust and monopolistic practices. Complaints and reports are managed using the methods provided for reporting suspected violations of the rules set out in Legislative Decree 231/01 and the Ethical Code.

Reports can be sent to the Supervisory Body, also anonymously, and through the Whistleblowing procedure.

TAXATION

GRI 207-1 Approach to taxation | GRI 207-2 Tax governance, risk control and management | GRI 207-3 Involvement of stakeholders and management of concerns over tax matters

In terms of taxation, the Group is inspired by the principles of honesty, fairness and compliance with tax regulations, cooperating transparently with the tax authorities in order to minimise any substantial impact in terms of tax or reputational risk and ensure the correct and timely determination and settlement of taxes.

Tax risk is managed by assigning responsibilities and roles according to three different levels of control:

- the first level of control is represented by operators, who, in the performance of their daily activities, put in place controls aimed at the proper execution of activities, including those with an impact on tax compliance.
- The second level of control is entrusted to the administrative manager and their staff in charge of tax matters, who analyse tax risks, identify any areas for improvement and support control owners in identifying corrective actions.
- The third level of control, assigned to the CFO and auditing firms, has the aim of verifying the operation and suitability of the internal control and risk management system, as well as identifying anomalous trends, and violations of procedures and regulations.

Management of tax and fiscal affairs is of course a sensitive operation, and anyone can report violations, whether confirmed or alleged, of the laws, regulations and tax legislation in the broadest sense.

The tax information present in the statutory financial statements and the Sustainability Report is submitted to an assurance process carried out by a third party (auditing firm).

As of today, there are no formal processes for the involvement of external stakeholders in tax matters.

ECONOMIC PERFORMANCE

GRI 201-1 Economic value directly generated and distributed (€/000)

	FY 22/23	FY 21/22
Economic value generated	428,771	434,403
Revenue	426,261	433,547
Income	2,510	856
Economic value distributed	404,940	401,956
Operating costs	366,109	365,247
Remuneration of staff	31,147	30,085
Remuneration of lenders	5,886	1,522
Remuneration of investors	2,200	2,200
Remuneration of Public Administration	-525	2,780
External donations	123	122
Economic value retained	23,831	32,447

GRI 203-1 Investments in infrastructure and funded services | GRI 203-2 Significant indirect economic impacts

Ref. "Investments" section

E-ENVIRONMENT

GRI 301-2 Recycled materials used

RECYCLED MATERIALS USED IN WINE PACKAGING (tonnes)		
	FY 22/23	FY 21/22
Glass	14,464	16,956
Paper	4,365	4,363
Tinplate/steel	4	4
Plastic	14	242
Aluminium	64	70
Other - wood	74	/
Total recycled materials used	18,985	21,635
Total materials used	30,644	39,468
Percentage of recycled materials used	62%	55%

GRI 302-1 Energy consumption within the organisation

FUEL CONSUMPTION BROKEN DOWN BY SOURCE: RENEWABLE AND NON-RENEWABLE						
	U.M.	FY 22/23	FY 21/22	CONVERSION FACTOR	FY 22/23 (GJ)	FY 21/22 (GJ)
Non-renewable sources						
Biomass (used pomace, biogas, wood, sludge)	t	65,427	67,499	Calculation using LHV	543,425	562,739
Other (SSF, non-recoverable waste)	t	66,171	66,183	Calculation using LHV	960,349	954,267
Renewable sources						
Natural gas	Sm ³	8,465,484	7,821,182	0.0359	303,911	280,780
Oil	litres	686,217	577,380.95	0.036	24,704	20,786
Total	GJ				328,615	301,566

SELF-PRODUCTION OF ELECTRICAL ENERGY					
	FY 22/23 (kWh)	FY 21/22 (kWh)	CONVERSION FACTOR	FY 22/23 (GJ)	FY 21/22 (GJ)
From photovoltaic	104,311	109,153	0.0036	376	393
From cogeneration	86,394,228	88,327,255	0.0036	311,019	317,978
Total self-generated energy	86,498,538	88,436,408		311,395	318,371
Of which total electrical energy consumed	25,882,225	27,199,936	0.0036	93,176	97,920
Of which total electrical energy fed back into the grid	60,616,313	61,236,472	0.0036	218,219	220,451

PURCHASE OF ELECTRICAL ENERGY					
	FY 22/23 (kWh)	FY 21/22 (kWh)	CONVERSION FACTOR	FY 22/23 (GJ)	FY 21/22 (GJ)
Electrical energy purchased from renewable sources*	28,865,863	29,388,296	0.0036	103,917	105,798
Electrical energy purchased from non-renewable sources	2,062,841	747,760	0.0036	7,426	2,692
Total energy purchased and consumed	30,928,704	30,136,056		111,343	108,490

*Energy self-produced by Enomondo and purchased with Guarantees of Origin by other companies in the Group

CONSUMPTION OF ELECTRICAL ENERGY		
	FY 22/23 (GJ)	FY 21/22 (GJ)
Purchased	111,343	108,490
Self-generated	93,176	93,920
Total	204,519	206,410

GRI 303-3 Water intake by source

WATER INTAKE BY SOURCE (Megalitres)		
	FY 22/23	FY 21/22
Groundwater	846	823
Water mains	54	62
Total water intake	900	885
Recovered water	621	472

GRI 305-1 Direct GHG emissions (Scope 1) | GRI 305-2 Indirect GHG emissions from energy consumption (Scope 2) | GRI 305-3 Other indirect GHG emissions (Scope 3)
Ref. "Air" section.

GRI 306-1 Waste production and significant impacts related to waste

The amount of waste generated by the various sites shows no significant variations when compared to the previous year, and the category of hazardous waste, deriving primarily from maintenance activities and a type of ash from combustion, remains equal to 3%. The percentage of waste sent for recovery remains above 99%.

The waste generated is stored in suitable containers and placed in specially dedicated areas, to then be sent regularly to the relevant destinations, limiting every possible related impact.

GRI 306-2 Management of significant impacts related to waste






Waste management is performed in accordance with the applicable regulations and the environmental management system certified by standard UNI EN ISO 14001:2015. Any anomaly found relating to waste management is handled in compliance with internal procedures.

GRI 306-3/4/5 Waste by type and method of treatment

TYPE OF WASTE PRODUCED (tonnes)						
FY 22/23						
	HAZARDOUS WASTE		NON-HAZARDOUS WASTE		TOTAL	%
	to recovery	for disposal	to recovery	for disposal		
Packaging in plastic, paper, wood, glass, mixed materials	-	-	1,402		1,402	1.2
Iron, steel, aluminium	-	-	127		127	0.1
Ashes, waste from demolition and maintenance etc.	3,403	421	27,046	563	31,433	25.0
Sludges from anaerobic digestion for agronomic spreading or composting	-	-	92,971		92,971	73.8
Total	3,403	421	121,546	563	125,933	100
% of waste for recovery		99.22%				
FY 21/22						
	HAZARDOUS WASTE		NON-HAZARDOUS WASTE		TOTAL	%
	to recovery	for disposal	to recovery	for disposal		
Packaging in plastic, paper, wood, glass, mixed materials	-	-	1,383		1,383	1,1
Iron, steel, aluminium	-	-	370		370	0,3
Ashes, waste from demolition and maintenance etc.	2,699	795	24,642	98	28,234	22,0
Sludges from anaerobic digestion for agronomic spreading or composting	-	-	98,077		98,077	76,6
Total	2,699	795	124,472	98	128,064	100
% of waste for recovery		99.30%				

S-SOCIAL

GRI 2-7 Employees | GRI 2-8 Workers not under employment

EMPLOYEES BY CORPORATE DIVISION						
	FY 22/23			FY 21/22		
	Women	Men	Total	Women	Men	Total
	160	198	358	151	209	360
	24	165	189	26	164	190
	1	4	5	1	4	5
	4	0	4	7	0	7
	9	20	29	8	23	31
Total employees for the CAVIRO Group	198	387	585	193	400	593
Percentage	34%	66%	100%	33%	67%	100%



An increase in the percentage of female staff has been recorded.

EMPLOYEES BY TYPE OF CONTRACT AND GENDER						
	FY 22/23			FY 21/22		
	Women	Men	Total	Women	Men	Total
Open-ended contract	162	292	454	159	278	437
Fixed term contract	36	95	131	34	122	156
Total employees	198	387	585	193	400	593
Agency temps	2	12	14	9	12	21
Interns	6	19	25	8	8	16
Total	206	418	624	210	420	630

EMPLOYEES BY TYPE OF WORK HOURS AND GENDER						
	FY 22/23			FY 21/22		
	Women	Men	Total	Women	Men	Total
Full-time	175	384	559	170	399	569
Part-time	23	3	26	23	1	24
Total employees	198	387	585	193	400	593

EMPLOYEES BY REGION OF RESIDENCE							
FY 22/23							
No. of people	Emilia-Romagna	Veneto	Tuscany	Lombardy	Piedmont	Other regions	Total
Permanent employees	328	34	2	9	2	12	387
Employees with fixed term contracts	181	9	6	1	-	1	198
Number of employees with no guaranteed hours	-	-	-	-	-	-	-
Number of full-time employees	485	43	6	10	2	13	559
Number of part-time employees	24	-	2	-	-	-	26

GRI 202-2

PROPORTION OF SENIOR MANAGERS* HIRED FROM THE LOCAL COMMUNITY*	FY 22/23	FY 21/22
	% of senior managers	55%

*By "senior managers", we mean those involved in company leadership.

***"Local communities" are considered as the regions in which the companies are located: Emilia-Romagna for CAVIRO sca, CAVIRO Extra and Enomondo, Tuscany for Leonardo da Vinci, Veneto for Cesari.

NEW HIRES AND STAFF TURNOVER FY 22/23									
	WOMEN				MEN				TOTAL
	< 30 years	30-50 years	> 50 years	Total Women	< 30 years	30-50 years	> 50 years	Total Men	
No. of employees	27	116	55	198	55	169	163	387	585
No. of new hires	13	18	1	32	17	24	5	46	78
No. of resignations or departures due to retirement/dismissal/death etc.	1	20	6	27	8	20	31	59	86
Rate of new recruits	48%	16%	2%	16%	31%	14%	3%	12%	13%
Turnover rate	4%	17%	11%	14%	15%	12%	19%	15%	15%

NEW HIRES AND STAFF TURNOVER FY 21/22									
	WOMEN				MEN				TOTAL
	< 30 years	30-50 years	> 50 years	Total Women	< 30 years	30-50 years	> 50 years	Total Men	
No. of employees	18	125	50	193	54	171	175	400	593
No. of new hires	10	21	4	35	22	22	9	53	88
No. of resignations or departures due to retirement/ 2 dismissal/death etc.		17	10	29	12	15	14	41	70
Rate of new recruits	56%	17%	8%	18%	41%	13%	5%	13%	15%
Turnover rate	11%	14%	20%	15%	22%	9%	8%	10%	12%

GRI 401-2 Benefits for full-time employees that are not available for temporary or part-time employees

The benefits granted to full-time employees are also provided to part-time workers with the same level, tasks performed and skills. All employees receive appropriate healthcare protection, parental leave is available to all employees irrespective of the type of contract and, with regard to pensions, employees are free to choose which fund (open or closed) to pay into.

GRI 404-1 Average hours of training per year per employee | GRI 404-2 Programmes for updating employee skills and transition assistance programmes

The hours of training provided came to a total of 22,249, with an average per employee of 38 hours, equivalent to approximately one full week of work. It should also be noted that it is manual workers who have received the highest number of training hours, in large part due to safety requirements. This is the reason for the disparity in hours provided between the two genders.

The training carried out was on the subjects of cyber security, occupational health and safety, food safety, languages and specific ad hoc training.

HOURS OF TRAINING BY QUALIFICATION AND GENDER						
	FY 22/23			FY 21/22		
	Women	Men	Total	Women	Men	Total
Directors	16	66	82	7	200	207
Office staff/Middle mgmt*	1,322	2,030	3,352	2,282	2,552	4,834
Manual workers	646	6,730	7,376	577	7,197	7,774
Temporary workers	3,985	7,454	11,439	5,322	18,359	23,681
Total hours of training delivered	5,969	16,280	22,249	8,188	28,308	36,496

*The IT system used to register training does not allow for a distinction between office workers and middle managers, so they have been grouped together.

AVERAGE HOURS OF TRAINING - IN DETAIL

AVERAGE HOURS OF TRAINING	FY 22/23	FY 21/22
Total number of training hours delivered to employees	22,249	36,496
Total number of employees	585	593
Average hours of training per employee	38	62
Total number of training hours delivered to female employees	5,969	8,188
Total number of female employees	198	193
Average training hours per female employee	30	42
Total number of training hours delivered to male employees	16,280	28,308
Total number of male employees	387	400
Average training hours per male employee	42	71
Total number of training hours delivered to directors	82.5	207
Total number of directors	9	9
Average hours of training per director	9	23
Total number of hours of training provided to office workers and middle managers	3,352	4,834
Total number of office workers and middle managers	263	260
Average hours of training per office worker and middle manager*	13	19
Total number of training hours delivered to manual workers	7,377	7,774
Total number of manual workers	190	190
Average training hours per manual worker	39	41
Total number of training hours delivered to temporary workers	11,438	23,681
Total number of temporary workers	123	134
Average training hours per temporary worker	93	177

GRI 404-3 Percentage of employees receiving regular performance and professional development assessments

In terms of defining initiatives to evaluate performance and the methods used to evaluate staff, the company will be launching a personnel development activity through the HR office, with the aim of starting a process for the professional development of internal resources.

GRI 405-1 Diversity and equal opportunities

EMPLOYEES BY PROFESSIONAL ROLE AND AGE GROUP								
	FY 22/23				FY 21/22			
	< 30 years	30-50 years	> 50 years	Total	< 30 years	30-50 years	> 50 years	Total
Directors		2	7	9		2	7	9
Middle mgmt		1	11	12		2	11	13
Office workers	28	145	78	251	20	147	80	247
Manual workers	19	87	84	190	15	91	84	190
Temporary workers	35	50	38	123	34	51	49	134
Total	82	285	218	585	70	293	231	593
Percentage	14%	49%	37%	100%	12%	49%	39%	100%

EMPLOYEES BY QUALIFICATION AND GENDER

	FY 22/23			FY 21/22		
	Women	Men	Total	Women	Men	Total
Directors	1	8	9	1	8	9
Middle mgmt*	2	10	12	3	10	13
Office workers	132	119	251	129	118	247
Manual workers	32	158	190	34	156	190
Temporary workers	31	92	123	26	108	134
Total	198	387	585	193	400	593
Percentage	34%	66%	100%	33%	67%	100%

*It should be specified that the position of "manager" is not included in the NCBA; however, the company recognises that special allowances are due to certain professional figures in middle management positions.

PROTECTED CATEGORIES BY PROFESSIONAL ROLE AND GENDER

	FY 22/23			FY 21/22		
	Women	Men	Total	Women	Men	Total
Directors			0			0
Middle mgmt			0			0
Office workers	2	6	8	3	5	8
Manual workers	1	5	6	1	5	6
Temporary workers	1	8	9	1	10	11
Total	4	19	23	5	20	25
Percentage	17%	83%	100%	20%	80%	100%

GOVERNING BODIES OF THE GROUP BY GENDER

	FY 22/23			FY 21/22		
	Women	Men	Total	Women	Men	Total
BoD	1	29	30	1	26	27
Board of Statutory Auditors	7	18	25	6	18	24
Total	8	47	55	7	44	51
Percentage	15%	85%	100%	14%	86%	100%

GOVERNING BODIES OF THE GROUP BY AGE GROUP

	FY 22/23				FY 21/22			
	< 30 years	30-50 years	> 50 years	Total	< 30 years	30-50 years	> 50 years	Total
BoD	0	2	28	30	0	2	25	27
Board of Statutory Auditors	0	1	24	25	0	1	23	24
Total	0	3	52	55	0	3	48	51
Percentage	0%	5%	95%	100%	0%	6%	94%	100%

GRI 405-2 Ratio of basic wages and pay between women and men

PAY RATE FOR WOMEN/MEN		
	FY 22/23	FY 21/22
Directors	53%	59%
Middle mgmt	89%	86%
Office workers	70%	79%
Manual workers	114%	96%

The percentage expresses the average remuneration of female staff compared to the average remuneration of male staff.

GRI 406-1 Cases of discrimination and corrective actions taken

The company makes alternative channels for the delivery of internal reports available to all stakeholders; these are able to guarantee the confidentiality of the identity of the reporter, the facilitator, the person involved, and in any case any individuals mentioned in the report, the content of the report and the relevant documentation. The management of the report is entrusted to the Whistleblowing department, which is autonomous and specially formed for this purpose. Any reports mistakenly presented to a different department from the Whistleblowing department must be sent to the latter within 7 days of receipt, notifying the reporter at the same time.

The report can be presented using the following methods:

- Via email, to the dedicated email address: caviro@whistleblowing.bo.it. The identity of the reporter will be known only to the Whistleblowing department, who will guarantee their confidentiality.
- Via letter sent with the postal service, to the address: CONFORME srl, via Alfredo Calzolari, 1/3, 40128 - Bologna (BO). Confidentiality is guaranteed by using a sealed envelope with the phrases "Confidential" and "For the attention of the Whistleblowing department" written on the outside.
- Orally, through a direct interview with the Whistleblowing department, who will be responsible for taking minutes, which will be verified and signed by the reporter. This interview will be arranged by the Whistleblowing department within 30 days of the request from the reporter.

No cases of discrimination occurred during the period of reference.

The full procedure can be freely downloaded at the following link:

<https://www.caviro.com/wp-content/uploads/2023/07/Procedura-whistleblowing-segnalazioni-illeciti-e-irregolarita.pdf>

HEALTH AND SAFETY

GRI 403-1 Occupational health and safety management system

All sites have an occupational health and safety management system, integrated with the environmental and/or quality management system, in accordance with standard UNI ISO 45001:2018; furthermore, the Faenza site has a safety management system for the prevention of major accidents in accordance with Legislative Decree 105/15.

GRI 403-2 Hazard identification, risk assessment and investigation of accidents

All incidents that cause injury, and all near misses, are analysed using a specific system designed to evaluate their causes, with the aim of eliminating them where possible, or otherwise mitigating them. Periodic internal and external audits, carried out with the purpose of evaluating the performance of the actions implemented, have the goal of facilitating the improvement of critical areas.

Within the framework for the risk assessment process for every process and task, the associated hazards and risks are identified, as well as the most suitable active and passive protection measures, and the operating instructions necessary for the safe performance of these activities are prepared and published. Additionally, an improvement plan is prepared to provide technical, organisational and management measures designed to reduce risks.

GRI 403-3 Occupational health services

For all companies in the Group, there is an occupational health service with a nominated company doctor who draws up a specific health protocol for every task, collaborates actively in the preparation of the risk assessment document, participates in meetings and performs regular inspections of the workplace.

GRI 403-4 Worker participation and consultation and communication on occupational health and safety

On the various sites, there are regular meetings involving participation and sharing from workers, in which the relevant Workers' Safety Representative (WSR) is involved, in order to play an active role in all the phases of development, planning, implementation, performance review and continuous improvement of the safety management systems (OHSMS).

GRI 403-5 Training on occupational health and safety

	TYPE OF TRAINING			
	FY 22/23		FY 21/22	
	HOURS	PARTICIPANTS	HOURS	PARTICIPANTS
General training	1,232	268	988	19
Specific training	6,442	1,268	3,609	97
Other	415	219	794	10
Total hours of training	8,088		5,391	
Hours of training per capita	12		16	

GRI 403-6 Promoting the health of workers

The Group has introduced a supplementary health care policy for employees. The company doctor, in co-operation with the employer, promotes various initiatives and programmes for workers to improve their quality of life and lifestyle (e.g. smoking, obesity, prevention of heart disease, etc.).

GRI 403-7 Prevention and mitigation of occupational health and safety impacts within business relationships

When purchasing new equipment or new products, suppliers are asked to provide CE marking, safety data sheets and technical documentation in order to guarantee an adequate level of safety.

In the context of work or service contracts, the organisation uses qualified third-party companies, with whom a specific contract is drawn up that includes all occupational health and safety requirements that operators on site must comply with.

With regard to visits to the site, all visitors must comply with the identification procedures and rules for behaviour.

GRI 403-8 Workers covered by the health and safety management system

Full coverage.

For the CAVIRO Extra and Enomondo sites, the system is certified in accordance with standard UNI ISO 45001:2018.

GRI 403-9 Accidents at work

Ref. "The value of our employees" section.

GRI 403-10 Occupational diseases

No deaths caused by occupational diseases have been recorded, and there are no open legal proceedings connected to the onset of occupational diseases.

SUPPLIERS

GRI 304-1 Proportion of expenditure on local suppliers

	FY 22/23		FY 21/22	
	€	%	€	%
Total cost for suppliers	392,006,490	100%	403,851,730	100%
of which expenditure on local suppliers*	214,495,578	55%	189,872,953	47%

*Suppliers with their registered office in the regions where the Group's various sites are located.

GRI 308-1 and GRI 414-1 New suppliers that have been evaluated using environmental and social criteria

NUMBER OF NEW SUPPLIERS		
	FY 22/23	FY 21/22
TOTAL SUPPLIERS	3,908	3,855
TOTAL NEW SUPPLIERS	543	491
Number of new suppliers evaluated according to environmental criteria	45	123
Number of new suppliers evaluated according to social criteria	45	127
Percentage of new suppliers evaluated according to environmental criteria	8%	25%
Percentage of new suppliers evaluated according to social criteria	8%	26%

RELATIONSHIP WITH THE COMMUNITY

GRI 413-1 Activities that involve the engagement of local communities, impact assessments and development programmes

Ref. "The value of the community and territory" section.

GRI Content Index

The CAVIRO Group has prepared this non-financial statement in accordance with the GRI Standards for the period 1st September 2022 - 31st August 2023.

GRI 1

Founded in 2021.

GRI SUSTAINABILITY REPORTING STANDARD		SECTION OF REFERENCE	NOTES AND OMISSIONS	
GENERAL		DISCLOSURES		
GRI 2: General Disclosures 2021	2-1	Organisational details	Compliance with the GRI	
	2-2	Companies included in the organisation's sustainability reporting	Compliance with the GRI	
	2-3	Reporting period, frequency and contacts	Compliance with the GRI	
	2-4	Restatements of information	Compliance with the GRI	
	2-5	External assurance	Compliance with the GRI	
	2-6	Operations, value chain and other commercial relationships	Compliance with the GRI	
	2-7	Employees	Compliance with the GRI	
	2-8	Workers not under employment	Compliance with the GRI	
	2-9	Structure and composition of governance	Compliance with the GRI	
	2-10	Appointment and selection of the highest governing body	Compliance with the GRI	
	2-11	President of the highest governing body	Compliance with the GRI	
	2-12	Role of the highest governing body in supervising impacts	Compliance with the GRI	
	2-13	Delegation of responsibility for impact management	Compliance with the GRI	
	2-14	Role of the highest governing body in sustainability reporting	Compliance with the GRI	
	2-15	Conflict of interest	Compliance with the GRI	
	2-16	Communication of problems	Compliance with the GRI	
	2-17	Collective knowledge of the highest governing body	Compliance with the GRI	
	2-18	Performance review of the of the highest governing body		Not applicable - not provided
	2-19	Remuneration policies		Not applicable - confidentiality reasons
	2-20	Process for determining remuneration		Not applicable - not provided
	2-21	Ratio of total annual remuneration		Not applicable - not provided
	2-22	Statement on the strategy for sustainable development	Compliance with the GRI	
	2-23	Policy commitments	Compliance with the GRI	
	2-24	Integration of commitments into policies	Compliance with the GRI	
	2-25	Processes to remedy negative impacts	Compliance with the GRI	

GRI SUSTAINABILITY REPORTING STANDARD			SECTION OF REFERENCE	NOTES AND OMISSIONS
GRI 2: General Disclosures 2021	2-26	Mechanisms for consultation and expression of doubts	Compliance with the GRI	
	2-27	Compliance with laws and regulations	Compliance with the GRI	
	2-28	Associations	Compliance with the GRI	
	2-29	Approach to stakeholder engagement	Compliance with the GRI	
	2-30	Collective bargaining agreements	Compliance with the GRI	

MATERIAL THEMES				
GRI 3: Material issues 2021	3-1	Process for the determination of material issues	Materiality Assessment	
	3-2	List of material issues	Materiality Assessment	

ECONOMIC PERFORMANCE				
GRI 3: material issues 2021	3-3	Methods for the management of material issues	Value generated and distributed	
GRI 201: Economic performance 2016	201-1	Economic value directly generated and distributed	Value generated and distributed	

PRESENCE ON THE MARKET				
GRI 202: presence on the market 2016	202-2	Proportion of senior managers recruited from the local community	Compliance with the GRI	

INDIRECT ECONOMIC IMPACTS				
GRI 3: material issues 2021	3-3	Methods for the management of material issues	Investments	
GRI 203: indirect economic impacts 2016	203-1	Investments in infrastructure and funded services	Investments	
	203-2	Significant indirect economic impacts	Investments	

PROCUREMENT PRACTICES				
GRI 3: material issues 2021	3-3	Methods for the management of material issues	The value of our suppliers Compliance with the GRI	
GRI 204: procurement practices 2016	204-1	Proportion of expenditure on local suppliers	The value of our suppliers Compliance with the GRI	

ANTI-CORRUPTION				
GRI 3: material issues 2021	3-3	Methods for the management of material issues	Compliance with the GRI	
GRI 203: indirect economic impacts 2016	205-1	Operations evaluated for risks related to corruption	Compliance with the GRI	
	205-2	Communication and training on anti-corruption policies and procedures	Compliance with the GRI	
	205-3	Confirmed episodes of corruption and actions taken	Compliance with the GRI	

GRI SUSTAINABILITY REPORTING STANDARD			SECTION OF REFERENCE	NOTES AND OMISSIONS
ANTI-COMPETITIVE BEHAVIOUR				
GRI 3: material issues 2021	3-3	Methods for the management of material issues	Compliance with the GRI	
GRI 206: anti-competitive behaviour 2016	206-1	Legal actions for anti-competitive behaviour, anti-trust, and monopoly practices	Compliance with the GRI	

TAXES				
GRI 207: taxes 2019	207-1	Approach to taxation	Compliance with the GRI	
	207-2	Tax governance, control and management of risk	Compliance with the GRI	
	207-3	Stakeholder engagement and management of tax concerns	Compliance with the GRI	

MATERIALS				
GRI 3: material issues 2021	3-3	Methods for the management of material issues	Compliance with the GRI	
GRI 301: materials 2016	301-2	Recycled input materials used	Compliance with the GRI	

ENERGY				
GRI 3: material issues 2021	3-3	Methods for the management of material issues	Compliance with the GRI	
GRI 302: energy 2016	302-1	Energy consumed within the organisation	Compliance with the GRI	

WATER AND WASTE WATER				
GRI 3: material issues 2021	3-3	Methods for the management of material issues	Water Compliance with the GRI	
GRI 303: water and waste water 2018	303-3	Water intake	Water Compliance with the GRI	

EMISSIONS				
GRI 3: material issues 2021	3-3	Methods for the management of material issues	Air	
GRI 305: emissions 2016	305-1	Direct GHG emissions (Scope 1)	Air	
	305-2	Indirect GHG emissions from energy consumption (Scope 2)	Air	
	305-3	Other indirect GHG emissions (Scope 3)	Air	

GRI SUSTAINABILITY REPORTING STANDARD		SECTION OF REFERENCE	NOTES AND OMISSIONS
WASTE			
GRI 3: material issues 2021	3-3	Methods for the management of material issues	Compliance with the GRI
GRI 306: waste 2020	306-1	Waste production and significant impacts related to waste	Compliance with the GRI
	306-2	Management of significant impacts related to waste	Compliance with the GRI
	306-3	Waste produced	Compliance with the GRI
	306-4	Waste not destined for disposal	Compliance with the GRI
	306-5	Waste destined for disposal	Compliance with the GRI

ENVIRONMENTAL EVALUATION OF SUPPLIERS			
GRI 3: material issues 2021	3-3	Methods for the management of material issues	Compliance with the GRI
GRI 308: environmental evaluation of suppliers 2016	308-1	New suppliers that have been evaluated using environmental criteria	Compliance with the GRI

EMPLOYMENT			
GRI 3: material issues 2021	3-3	Methods for the management of material issues	Compliance with the GRI
GRI 401: employment 2016	401-1	Recruitment and turnover	Compliance with the GRI
	401-2	Benefits for full-time employees that are not available for temporary or part-time employees	Compliance with the GRI

OCCUPATIONAL HEALTH AND SAFETY			
GRI 3: material issues 2021	3-3	Methods for the management of material issues	The value of our employees
GRI 403: occupational health and safety 2018	403-1	The value of our employees	The value of our employees
	403-2	Identification of hazards, risk assessment and investigation of accidents	Compliance with the GRI
	403-3	Occupational health services	Compliance with the GRI
	403-4	Worker participation and consultation and communication on occupational health and safety	Compliance with the GRI
	403-5	Training for workers on occupational health and safety	The value of our employees Compliance with the GRI
	403-6	Promotion of worker health	Compliance with the GRI
	403-7	Prevention and mitigation of occupational health and safety impacts within business relationships	Compliance with the GRI
	403-9	Accidents at work	The value of our employees Compliance with the GRI
	403-10	Occupational diseases	Compliance with the GRI

GRI SUSTAINABILITY REPORTING STANDARD			SECTION OF REFERENCE	NOTES AND OMISSIONS
TRAINING AND EDUCATION				
GRI 3: material issues 2021	3-3	Methods for the management of material issues	The value of our employees Compliance with the GRI	
GRI 404: training and education 2016	404-1	Average hours of training per year per employee	The value of our employees Compliance with the GRI	
	404-2	Programmes for upgrading employee skills and transition assistance programmes	The value of our employees Compliance with the GRI	
	404-3	Percentage of employees receiving regular performance and career development evaluations		Not applicable - not provided
DIVERSITY AND EQUAL OPPORTUNITIES				
GRI 3: material issues 2021	3-3	Methods for the management of material issues	The value of our employees Compliance with the GRI	
GRI 404: training and education 2016	405-1	Diversity in the governing bodies and among employees	Compliance with the GRI	
	405-2	Ratio of basic salary and remuneration between women and men	Compliance with the GRI	
NON-DISCRIMINATION				
GRI 3: material issues 2021	3-3	Methods for the management of material issues	Compliance with the GRI	
GRI 406: non-discrimination 2016	406-1	Cases of discrimination and corrective measures adopted	Compliance with the GRI	
LOCAL COMMUNITIES				
GRI 3: material issues 2021	3-3	Methods for the management of material issues	The value of the community and the territory Compliance with the GRI	
GRI 413: local communities 2016	413-1	Activities that involve the engagement of local communities, impact assessments and development programmes	The value of the community and the territory Compliance with the GRI	
SOCIAL EVALUATION OF SUPPLIERS				
GRI 3: material issues 2021	3-3	Methods for the management of material issues	Compliance with the GRI	
GRI 414: social evaluation of suppliers 2016	414-1	New suppliers that have been evaluated using social criteria	Compliance with the GRI	
BUSINESS CONTINUITY AND CONSUMER PROTECTION				
GRI 3: material issues 2021	3-3	Methods for the management of material issues	Materiality Assessment The value of our employees	
WINE PRODUCTION				
GRI 3: material issues 2021	3-3	Methods for the management of material issues	Materiality Assessment Membership base	

Caviro SCA

Independent Auditors' Report
on the Sustainability Report
2023

This report has been translated into English from the original, which was prepared in Italian and represents the only authentic copy, solely for the convenience of international readers.

AMN/GPC/git - RC118022023BD0982

BDO

Independent Auditors' Report on the Sustainability Report 2023

To the Board of Directors of Gruppo Caviro
Caviro SCA

We have been engaged to perform a limited assurance engagement on the Sustainability Report of Gruppo Caviro for the year ended on August 31st, 2023.

Directors' responsibility for the Sustainability Report

The Directors of Gruppo Caviro are responsible for the preparation of the Sustainability Report in accordance with the "GRI Sustainability Reporting Standards (GRI Standards)" issued by the GRI - Global Reporting Initiative, as described in the paragraph "Methodology" of the Sustainability Report identified by them as reporting standards.

The Directors are also responsible for such internal control as they determine is necessary to enable the preparation of a Sustainability Report that is free from material misstatements, whether due to frauds or errors.

The Directors are also responsible for the definition of the objectives regarding the sustainability performance and the reporting of the achieved results, as well as for the identification of the stakeholders and the significant matters to report.

Auditors' independence and quality control

We are independent in accordance with the ethics and independence principles of the International Code of Ethics for Professional Accountants (including International Independence Standards) (IESBA Code) issued by the International Ethics Standards Board for Accountants, based on fundamental principles of integrity, objectivity, professional competence and diligence, confidentiality and professional behaviour.

Our audit firm applies the *International Standard on Quality Management 1 (ISQM 1)* and, consequently, maintains a quality control system that includes documented policies and procedures, regarding compliance with ethical requirements, professional standards and applicable laws and regulations.

Auditors' responsibility

Our responsibility is to express, based on the procedures performed, our conclusion about the compliance of the Sustainability Report with the requirements of the GRI Standards. We carried out our work in accordance with the criteria established in the *International Standard on Assurance Engagements 3000 (Revised) ~ Assurance Engagements Other than Audits or Reviews of Historical Financial Information ("ISAE 3000 Revised")*, issued by the International Auditing and Assurance Standards Board (IAASB) for limited assurance engagements. This standard requires that we plan and perform the engagement to obtain limited assurance whether the Sustainability Report is free from material misstatement. A limited assurance engagement is less in scope than a reasonable assurance engagement carried out in accordance with *ISAE 3000 Revised*, and, consequently, does not enable us to obtain assurance that we would become aware of all significant matters and events that might be identified in a reasonable assurance engagement.



The procedures performed on the Sustainability Report were based on our professional judgement and included inquiries, primarily with company's personnel responsible for the preparation of the information included in the Sustainability Report, document analysis, recalculations and other procedures in order to obtain evidences considered appropriate.

Specifically, we carried out the following procedures:

- analysis of the process relating to the definition of material aspects included in the Sustainability Report, with reference to the criteria applied to identify priorities for the different stakeholder categories and to the internal validation of the process results;
- comparison of economic and financial data included in the specific paragraph of the Sustainability Report with those included in the Financial Statements of Gruppo Caviro;
- analysis of processes that support the generation, collection and management of data and information to the department responsible for the preparation of the Sustainability Report. In particular, we have performed interviews and discussions with the management of Gruppo Caviro to gather information about the accounting and reporting systems used in preparing the Integrated Report, as well as on the internal control procedures supporting the gathering, aggregation, processing and transmission of data and information to the department responsible for the preparation of the Sustainability Report.

Furthermore, for the most important information, taken into consideration the activities and the characteristics of the Company:

- with reference to the qualitative information contained in the Sustainability Report, we carried out interviews and we have acquired supporting documentation to verify their consistency with the available evidence;
- with reference to quantitative information, we carried out both analytical procedures and limited checks to ascertain the correct aggregation of data on a sample basis.

Conclusion

Based on the work performed, nothing has come to our attention that causes us to believe that the Sustainability Report of Gruppo Caviro for the period ended on August 31st, 2023 is not prepared, in all material respects, in accordance with the "GRI Sustainability Reporting Standards (GRI Standards)" issued by the GRI - Global Reporting Initiative, as stated in the paragraph "Methodology" of the Sustainability Report.

Milan, March 26th, 2024

BDO Italia S.p.A.

Signed by:
Andrea Meneghel
Partner



CAVIRO

Via Convertite, 12 - 48018 Faenza (RA)

Tel. +39 0546 629111

www.caviro.com

